

Financial Highlights

FINANCIAL HIGHLIGHTS IN MILLION PESOS

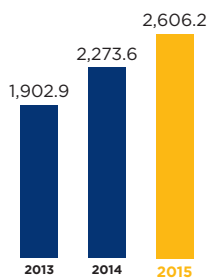
FOR THE YEAR

	2015	2014	2013
Gross Income	2,606.2	2,273.6	1,902.9
Total Expenses	1,880.8	1,559.5	1,337.1
Total Tax	169.8	210.1	145.5
Net Profit	555.6	504.0	420.3
Basic Earnings Per Share	0.26	0.23	0.19

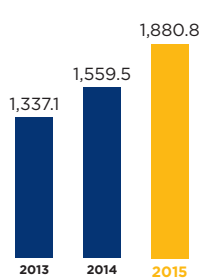
AT YEAR END

	2015	2014	2013
Total Assets	34,517.6	29,249.9	25,337.4
Loans & Other Receivables-Net	27,463.3	23,646.6	20,975.0
Equity	5,222.7	4,985.8	4,771.0

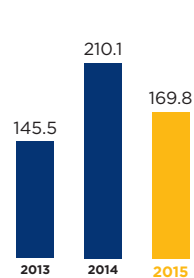
GROSS INCOME



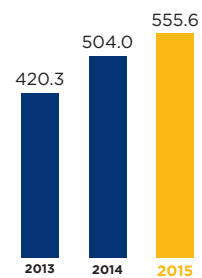
TOTAL EXPENSES



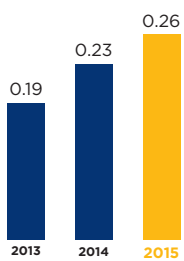
TOTAL TAX



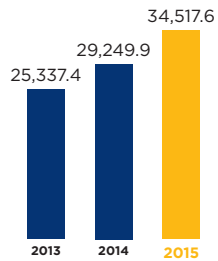
NET INCOME



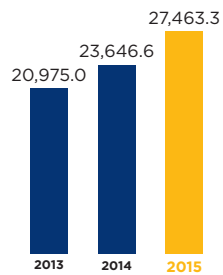
BASIC EARNINGS PER SHARE



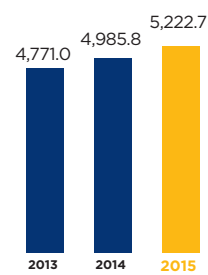
TOTAL ASSETS



LOANS & OTHER RECEIVABLES NET



EQUITY



IN MILLION PESOS