

BGF European Focus Fund Class D2 USD

DECEMBER 2020 FACTSHEET

Performance, Portfolio Breakdowns and Net Assets information as at: 31-Dec-2020. All other data as at 17-Jan-2021.

For Professional Intermediaries Only – Not for Public Distribution, unless otherwise permitted by laws or regulator.

FUND OVERVIEW

The European Focus Fund seeks to maximise total return. The Fund invests at least 70% of its total assets in a concentrated portfolio of equity securities of companies domiciled in, or exercising the predominant part of their economic activity in, Europe.

HYPOTHETICAL GROWTH OF 10,000 SINCE LAUNCH



RATINGS



KEY FACTS

Asset Class	Equity
Morningstar Category	Europe Large-Cap Growth Equity
Inception Date	06-Sep-2005
Share Class Launch Date	11-Oct-2012
Fund Base Currency	Euro
Share Class Currency	USD
Total Fund Size (M)	360.22 Euro
Benchmark	MSCI Europe Index (Net Total Return USD)
Domicile	Luxembourg
Fund Type	UCITS
ISIN	LU0827878959
Bloomberg Ticker	BGEFD2U
Distribution Type	None

CUMULATIVE & ANNUALISED PERFORMANCE

	Cumulative (%)					Annualised (% p.a.)		
	1m	3m	6m	YTD	1 Year	3 Year	5 Year	Since Inception
Share Class	5.47	18.48	33.48	32.97	32.97	11.55	8.82	8.52
Benchmark	4.71	15.61	20.83	5.38	5.38	3.55	6.78	6.45

The figures shown relate to past performance. Past performance is not a reliable indicator of future results and should not be the sole factor of consideration when selecting a product or strategy. For non-hedged currency share classes, share class and benchmark performance are displayed in share class currency. For hedged currency share classes, share class performance is displayed in share class currency while the benchmark performance is displayed in the fund base currency. Performance is shown on a Net Asset Value (NAV) basis, with gross income reinvested where applicable. The return of your investment may increase or decrease as a result of currency fluctuations if your investment is made in a currency other than that used in the past performance calculation. Source: BlackRock

% CALENDAR YEAR RETURNS

	2020	2019	2018	2017	2016
Share Class	32.97	27.09	-17.87	20.54	-8.79
Benchmark	5.38	23.77	-14.86	25.51	-0.40

*Performance shown from share class launch date to calendar year end.

PORTFOLIO MANAGER(S)

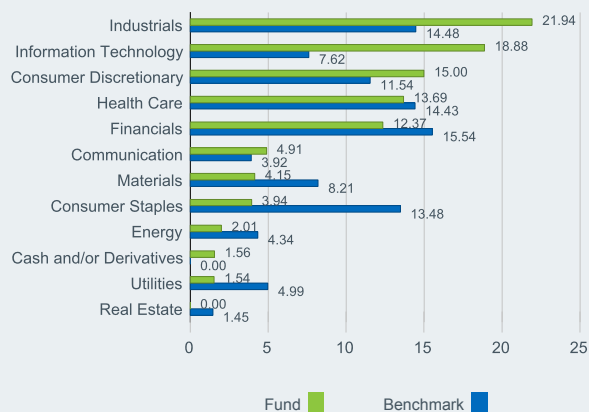
Stefan Gries

TOP HOLDINGS (%)

LVMH MOET HENNESSY LOUIS VUITTON SE	4.99
ASML HOLDING NV	4.83
SIKA AG	4.15
LONZA GROUP AG	4.10
ROYAL UNIBREW A/S	3.94
DSV PANALPINA A/S	3.83
NOVO NORDISK A/S	2.76
SAFRAN SA	2.67
LONDON STOCK EXCHANGE GROUP PLC	2.59
THG HOLDINGS PLC	2.51
Total of Portfolio	36.37

Holdings subject to change

SECTOR BREAKDOWN (%)



Negative weightings may result from specific circumstances (including timing differences between trade and settlement dates of securities purchased by the funds) and/or the use of certain financial instruments, including derivatives, which may be used to gain or reduce market exposure and/or risk management. Allocations are subject to change. Reference to specific sector is for illustrations only and should not be construed as investment advice or recommendation. Past performance is no indication of future results.

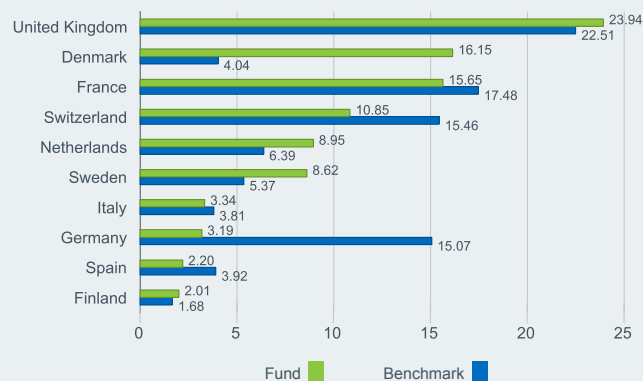
PORTFOLIO CHARACTERISTICS

Weighted Average Market Capitalisation (millions)	45,788.12 Euro
Price to Earnings (TTM) Ratio	31.37x
Price to Book Ratio	5.38x

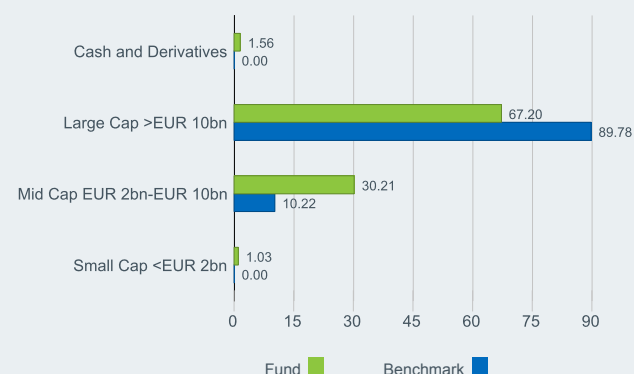
FEES AND CHARGES

Max Initial Charge	5.00%
Annual Management Fee	0.75%

GEOGRAPHIC BREAKDOWN (%)



MARKET CAPITALISATION (%)



DEALING INFORMATION

Settlement	Trade Date + 3 days
Dealing Frequency	Daily, forward pricing basis

This document is issued by BlackRock and is intended for the exclusive use of any recipient who warrants, by receipt of this material, that such recipient is an institutional investor or professional/sophisticated/qualified/accredited/expert investor as such term may apply under the relevant legislations in Southeast Asia (for such purposes, includes only Malaysia, the Philippines, Thailand, Brunei and Indonesia). BlackRock does not hold any regulatory licenses or registrations in Southeast Asia countries listed above, and is therefore not licensed to conduct any regulated business activity under the relevant laws and regulations as they apply to any entity intending to carry on business in Southeast Asia, nor does BlackRock purport to carry on, any regulated activity in any country in Southeast Asia. BlackRock funds, and/or services shall not be offered or sold to any person in any jurisdiction in which such an offer, solicitation, purchase, or sale would be deemed unlawful under the securities laws or any other relevant laws of such jurisdiction(s). This material is provided to the recipient on a strictly confidential basis and is intended for informational or educational purposes only. Nothing in this document, directly or indirectly, represents to you that BlackRock will provide, or is providing BlackRock products or services to the recipient or is making available, inviting, or offering for subscription or purchase, or invitation to subscribe for or purchase, or sale, of any BlackRock fund, or interests therein. This material neither constitutes an offer to enter into an investment agreement with the recipient of this document nor is it an invitation to respond to it by making an offer to enter into an investment agreement. No approval of, or recognition by, any relevant regulatory authority, has been, or will be, obtained for the making available, invitation, or offer for subscription or purchase, or invitation to subscribe for or purchase, or the sale, of BlackRock funds to any persons in any country in Southeast Asia. This document is not intended to be a prospectus, and has not been registered as a prospectus with any regulatory body in any country in Southeast Asia. Accordingly, this document and any other documents and materials, in connection with the offer or sale, or invitation for subscription or purchase of, BlackRock products, may not be circulated or distributed, nor may any BlackRock fund be offered or sold, or be made the subject of an invitation for subscription or purchase, whether directly or indirectly, to the public or any members of the public in Southeast Asia which may trigger public offering requirements and will violate the securities laws or any other relevant laws of such jurisdiction(s). The distribution of the information contained herein may be restricted by law, and any person who accesses it is required to comply with any such restrictions. By reading this information you confirm that you are aware of the laws in your own jurisdiction regarding the provision and sale of funds and related financial services or products, and you warrant and represent that you will not pass on or utilize the information contained herein in a manner that could constitute a breach of such laws by BlackRock, its affiliates, or any other person. BlackRock does not guarantee the suitability or potential value of any particular investment. Investment involves risk including possible loss of principal. You should consult your own advisers on such matters. © 2021 BlackRock, Inc. All Rights Reserved. BLACKROCK is a registered trademark of BlackRock, Inc. All other trademarks are those of their respective owners.

BGF European Focus Fund Class D2 USD

DECEMBER 2020 FACTSHEET

SUSTAINABILITY CHARACTERISTICS

Sustainability Characteristics can help investors integrate non-financial, sustainability considerations into their investment process. These metrics enable investors to evaluate funds based on their environmental, social, and governance (ESG) risks and opportunities. This analysis can provide insight into the effective management and long-term financial prospects of a fund.

The metrics below have been provided for transparency and informational purposes only. The existence of an ESG rating is not indicative of how or whether ESG factors will be integrated into a fund. The metrics are based on MSCI ESG Fund Ratings and, unless otherwise stated in fund documentation and included within a fund's investment objective, do not change a fund's investment objective or constrain the fund's investable universe, and there is no indication that an ESG or Impact focused investment strategy or exclusionary screens will be adopted by a fund. For more information regarding a fund's investment strategy, please see the fund's prospectus.

MSCI ESG Fund Rating (AAA-CCC)	AA	MSCI ESG Quality Score (0-10)	8.16
MSCI ESG Quality Score - Peer Percentile	80.19%	MSCI ESG % Coverage	99.33%
Fund Lipper Global Classification	Equity Europe	MSCI Weighted Average Carbon Intensity (Tons CO2E/\$M SALES)	52.74
Funds in Peer Group	1		

All data is from MSCI ESG Fund Ratings as of **07-Jan-2021**, based on holdings as of **31-Jul-2020**. As such, the fund's sustainable characteristics may differ from MSCI ESG Fund Ratings from time to time.

To be included in MSCI ESG Fund Ratings, 65% of the fund's gross weight must come from securities covered by MSCI ESG Research (certain cash positions and other asset types deemed not relevant for ESG analysis by MSCI are removed prior to calculating a fund's gross weight; the absolute values of short positions are included but treated as uncovered), the fund's holdings date must be less than one year old, and the fund must have at least ten securities. For newly launched funds, sustainability characteristics are typically available 6 months after launch.

ESG GLOSSARY:

MSCI ESG Fund Rating (AAA-CCC): The MSCI ESG Rating is calculated as a direct mapping of ESG Quality Scores to letter rating categories (e.g. AAA = 8.6-10). The ESG Ratings range from leader (AAA, AA), average (A, BBB, BB) to laggard (B, CCC).

MSCI ESG Quality Score - Peer Percentile: The fund's ESG Percentile compared to its Lipper peer group.

Fund Lipper Global Classification: The fund peer group as defined by the Lipper Global Classification.

Funds in Peer Group: The number of funds from the relevant Lipper Global Classification peer group that are also in ESG coverage.

MSCI ESG Quality Score (0-10): The MSCI ESG Quality Score (0 - 10) for funds is calculated using the weighted average of the ESG scores of fund holdings. The Score also considers ESG Rating trend of holdings and the fund exposure to holdings in the laggard category. MSCI rates underlying holdings according to their exposure to industry specific ESG risks and their ability to manage those risks relative to peers.

MSCI ESG % Coverage: Percentage of a fund's holdings that have MSCI ESG ratings data.

MSCI Weighted Average Carbon Intensity (Tons CO2E/\$M SALES): Measures a fund's exposure to carbon intensive companies. This figure represents the estimated greenhouse gas emissions per \$1 million in sales across the fund's holdings. This allows for comparisons between funds of different sizes.

Certain information contained herein (the "Information") has been provided by MSCI ESG Research LLC, a RIA under the Investment Advisers Act of 1940, and may include data from its affiliates (including MSCI Inc. and its subsidiaries ("MSCI")), or third party suppliers (each an "Information Provider"), and it may not be reproduced or disseminated in whole or in part without prior written permission. The Information has not been submitted to, nor received approval from, the US SEC or any other regulatory body. The Information may not be used to create any derivative works, or in connection with, nor does it constitute, an offer to buy or sell, or a promotion or recommendation of, any security, financial instrument or product or trading strategy, nor should it be taken as an indication or guarantee of any future performance, analysis, forecast or prediction. Some funds may be based on or linked to MSCI indexes, and MSCI may be compensated based on the fund's assets under management or other measures. MSCI has established an information barrier between equity index research and certain Information. None of the Information in and of itself can be used to determine which securities to buy or sell or when to buy or sell them. The Information is provided "as is" and the user of the Information assumes the entire risk of any use it may make or permit to be made of the Information. Neither MSCI ESG Research nor any Information Party makes any representations or express or implied warranties (which are expressly disclaimed), nor shall they incur liability for any errors or omissions in the Information, or for any damages related thereto. The foregoing shall not exclude or limit any liability that may not by applicable law be excluded or limited.