



May 2021

Philippine Commercial Banking System Highlights as of 1Q21

Based on Consolidated Statements of Condition Published by U/KBs

We find ways®

Table of Contents

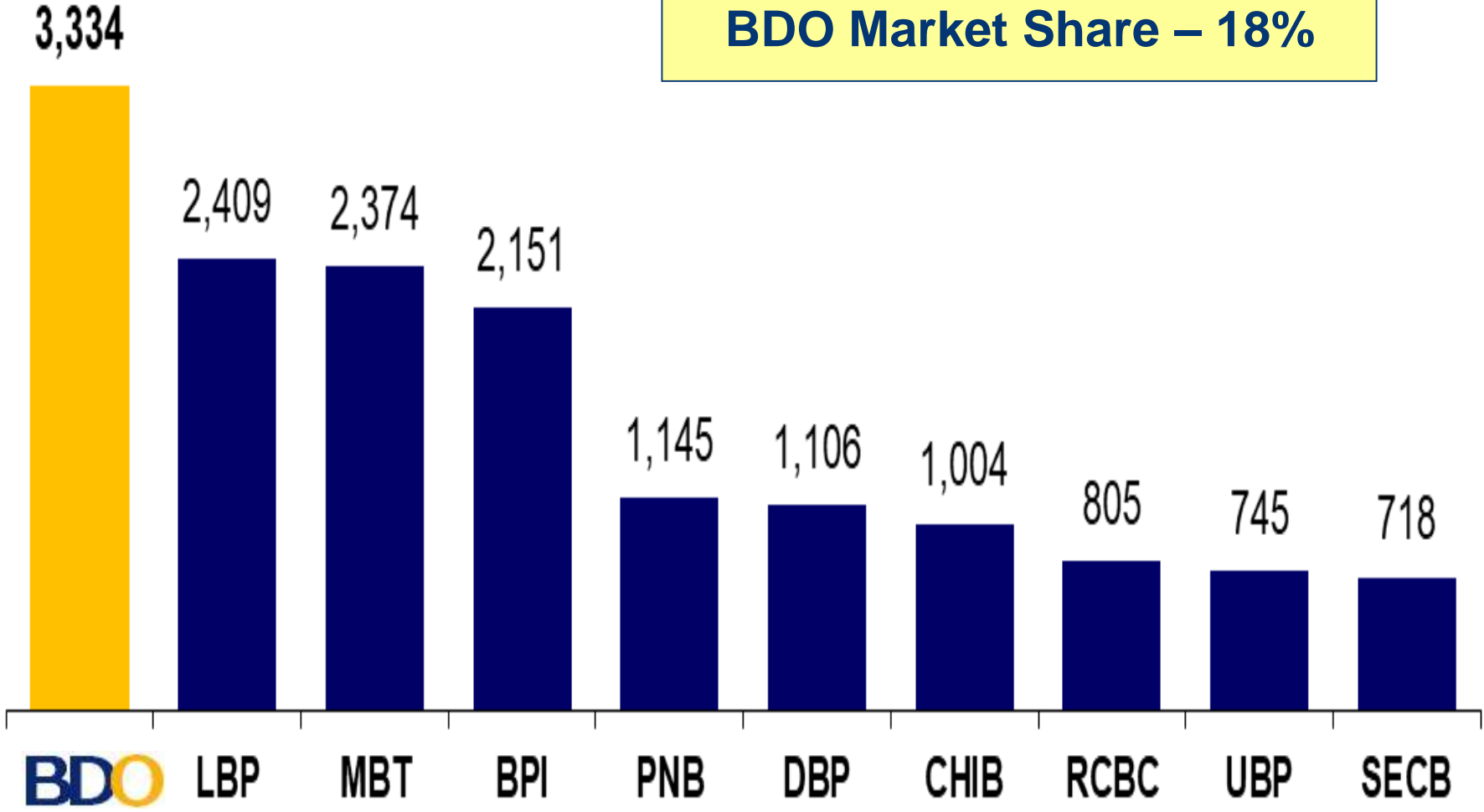
I. Industry Rankings

II. BDO Capital Adequacy Ratios

Assets

- Consolidated; in Php billions -

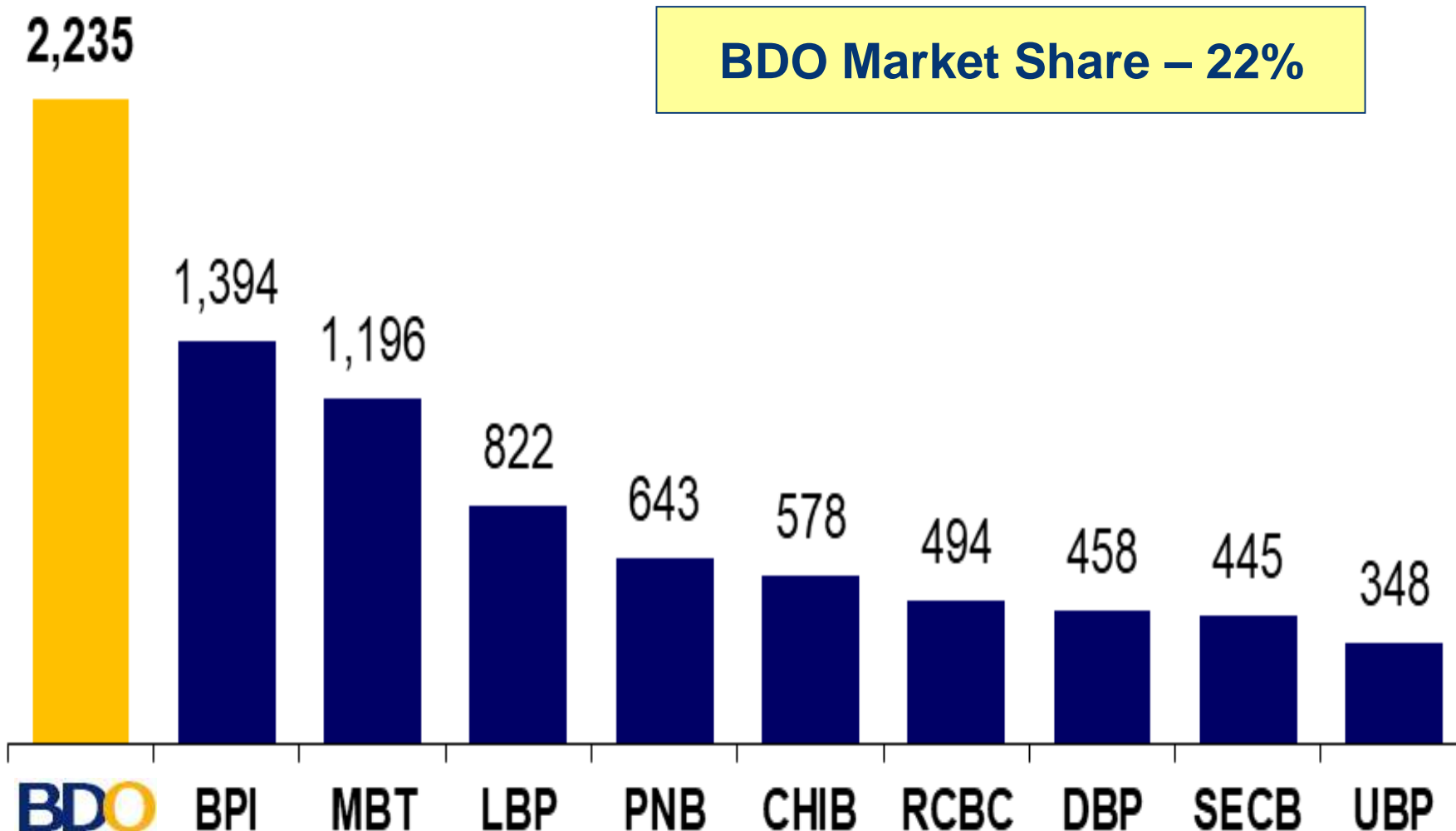
BDO Market Share – 18%



YoY Growth	BDO	LBP	MBT	BPI	PNB	DBP	CHIB	RCBC	UBP	SECB
	3%	16%	-1%	-1%	4%	44%	2%	12%	-1%	-9%

Loans and Receivables – net*

- Consolidated; in Php billions -



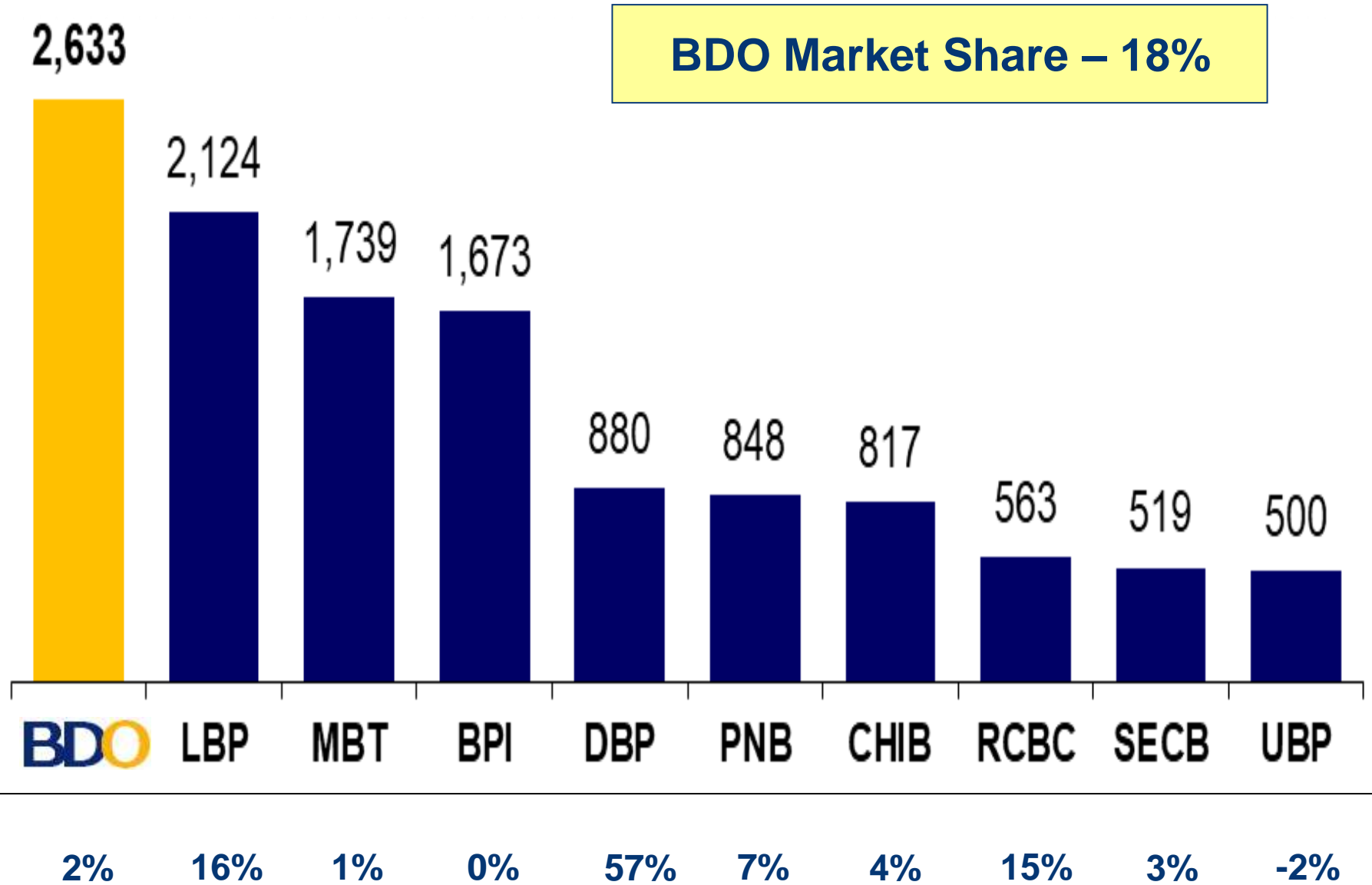
BDO Market Share – 22%

YoY Growth	BDO	BPI	MBT	LBP	PNB	CHIB	RCBC	DBP	SECB	UBP
	-1%	-4%	-18%	-5%	-4%	-1%	0%	12%	-5%	-9%

* Consists of Loans to BSP, Interbank Loans Receivable, Loans and Receivables-Others, and Loans and Receivables arising from RA/CA/PR/SLB

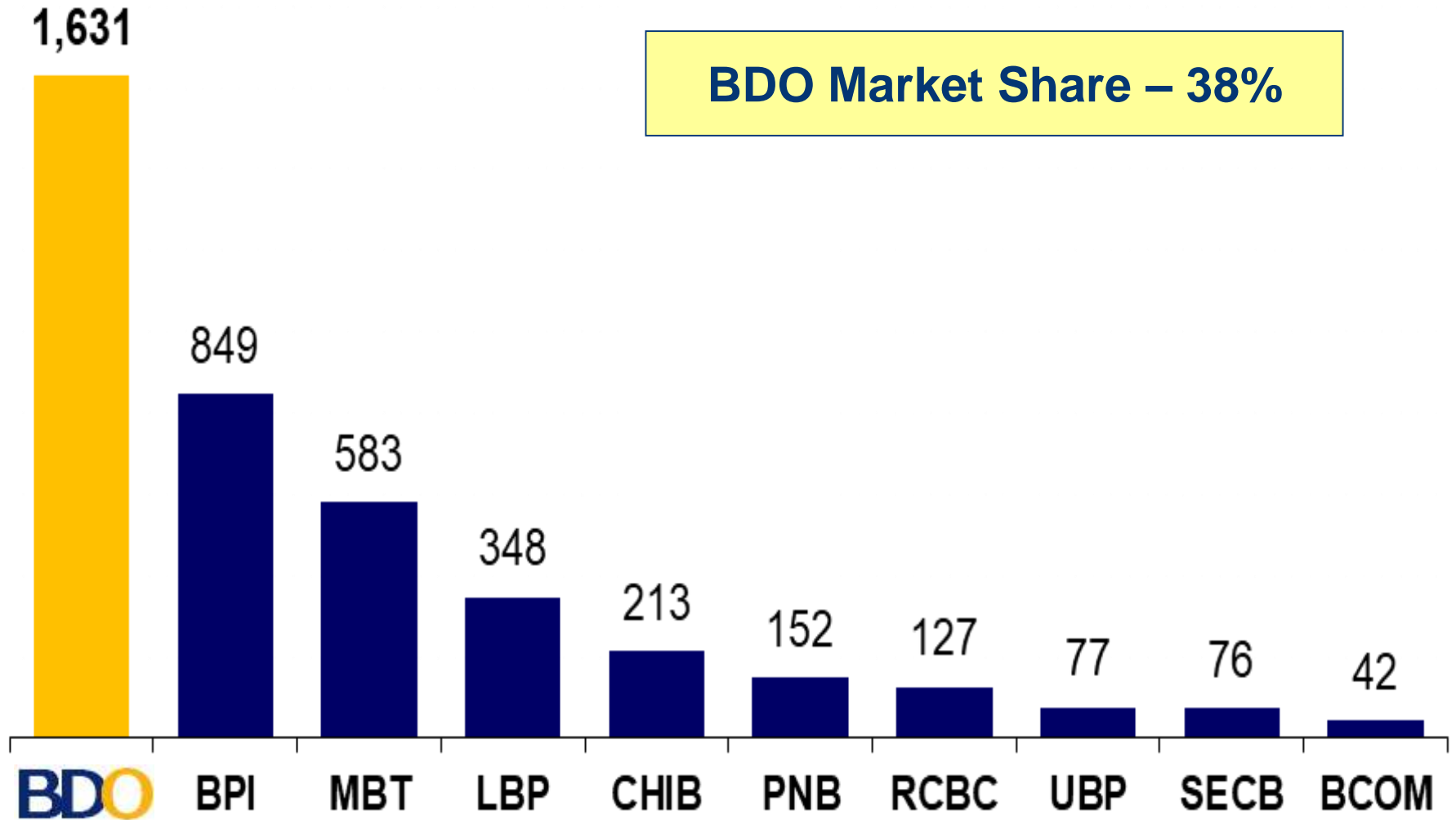
Deposits

- Consolidated; in Php billions -



Assets Under Management

- Consolidated; in Php billions -



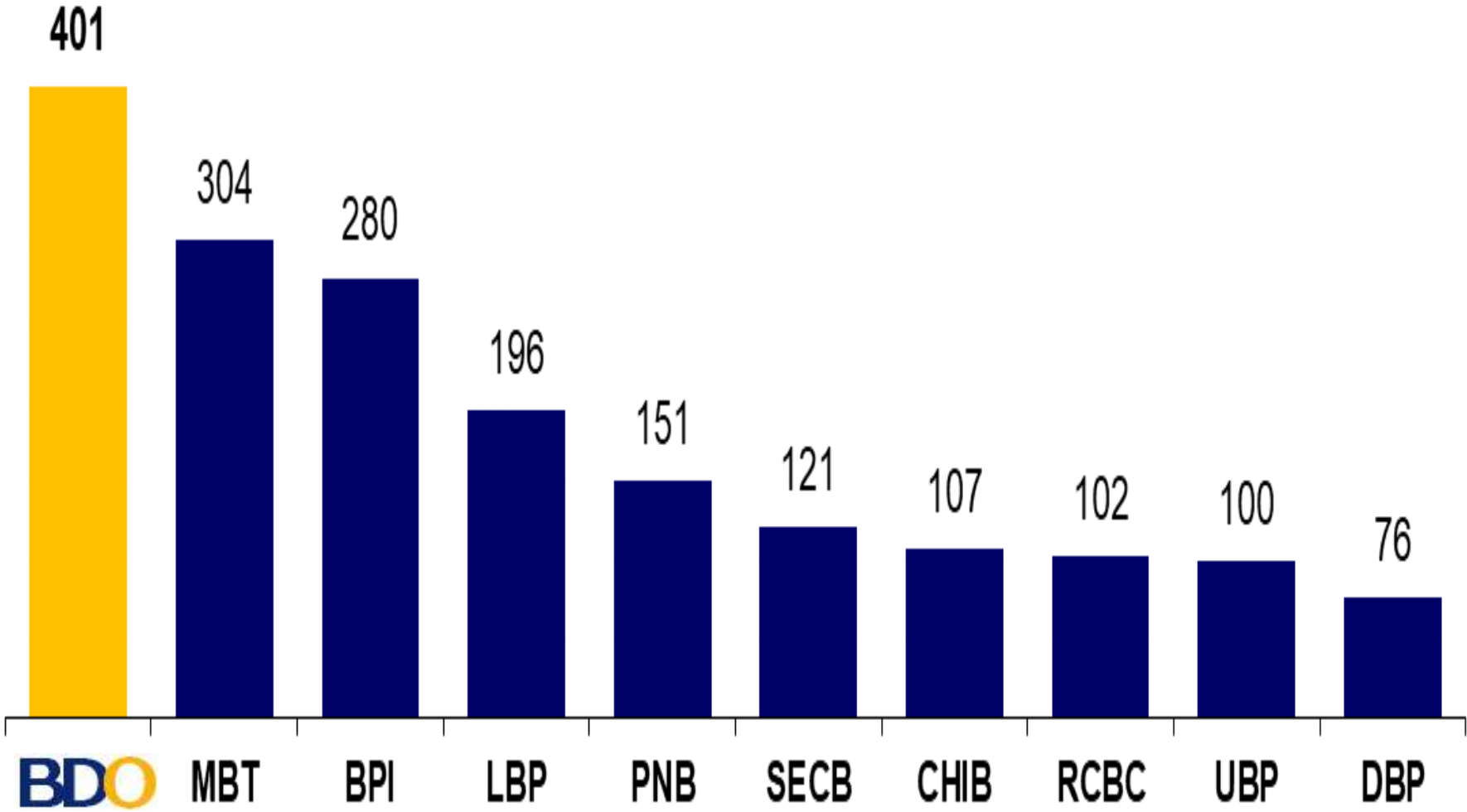
BDO Market Share – 38%

YoY Growth	BDO	BPI	MBT	LBP	CHIB	PNB	RCBC	UBP	SECB	BCOM
	26%	24%	30%	11%	23%	64%	39%	43%	47%	24%

Note:
 Market share based on industry AUM from the consolidated published statements of condition (SOC) of U/KBs
 BPI's consolidated SOC includes BPI Asset Mgt & Trust Corporation

Total Capital Accounts

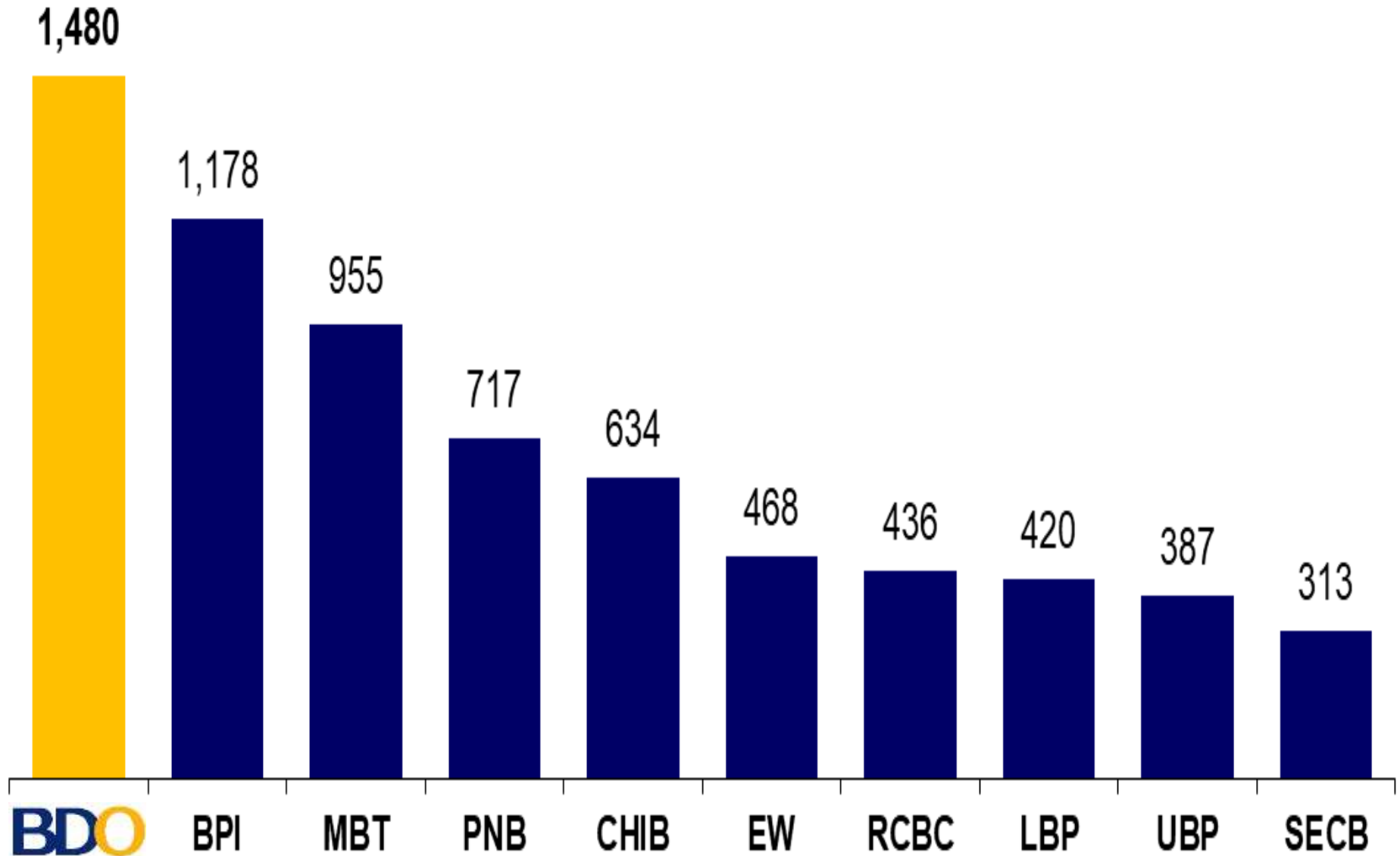
- Consolidated; in Php billions -



YoY Growth	BDO	MBT	BPI	LBP	PNB	SECB	CHIB	RCBC	UBP	DBP
YoY Growth	8%	-1%	3%	33%	1%	0%	14%	21%	8%	26%

Operating Branch and Office Network*

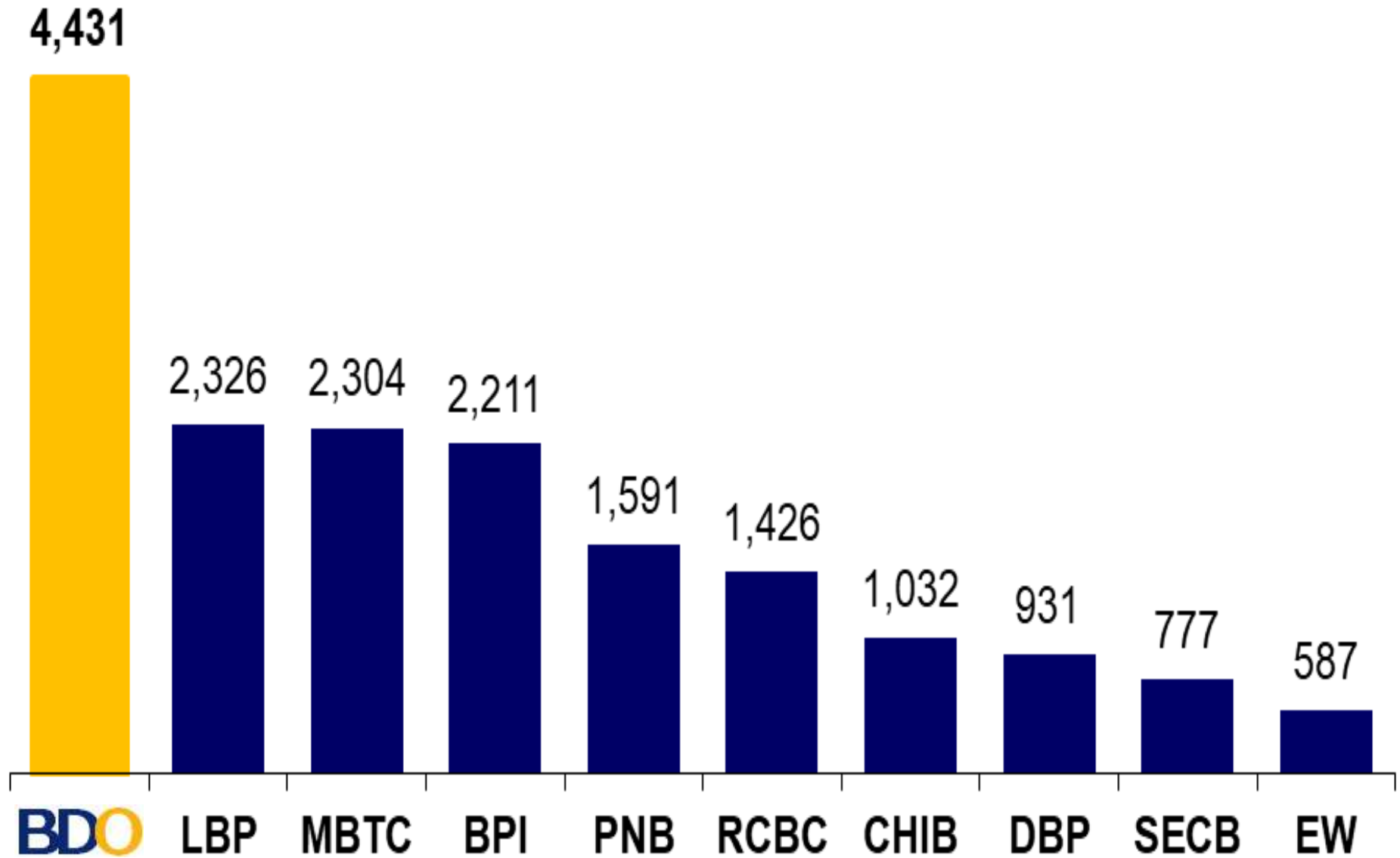
- Consolidated -



- Includes branch lites, extension offices and overseas branches

ATMs*

- Consolidated -



• ATMs only, does not include Cash Accept Machines(CAMs) and Self-Service Teller Machines (STMs)

List of Banks

Symbol Used	Full Name
BDO	BDO Unibank, Inc.
BPI	Bank of the Philippine Islands
BCOM	Bank of Commerce
CHIB	China Banking Corporation
DBP	Development Bank of the Philippines
EW	East West Banking Corporation
LBP	Land Bank of the Philippines
MBT	Metropolitan Bank and Trust Company
PNB	Philippine National Bank
RCBC	Rizal Commercial Banking Corporation
SECB	Security Bank Corporation
UBP	Union Bank of the Philippines

Table of Contents

I. Industry Rankings

II. BDO Capital Adequacy Ratios

BDO Capital Adequacy Ratios

Mar-21	Parent		Consolidated	
	CET1	Total CAR	CET1	Total CAR
BDO	13.05%	14.18%	13.56%	14.67%
BSP Minimum*	8.00%	12.00%	8.00%	12.00%
BDO Buffer	5.05%	2.18%	5.56%	2.67%

Note:

- Per BSP Circular 1051 dated 27 September 2019, D-SIB surcharge was reduced to 2% (for banks categorized under Bucket 2), bringing down the minimum CET1 and Total CAR to 10.5% and 12% respectively, inclusive of 2.5% Capital Conservation Buffer.
As part of the BSP regulatory relief measures during the COVID-19 health emergency, the Capital Conservation Buffer may be used per BSP Memorandum M-2020-039 dated 4 May 2020, effectively bringing down the minimum CET 1 ratio down to 8% inclusive of the D-SIB surcharge.

Legal Disclaimer

This presentation and the information contained herein as well as the materials distributed herewith ("Presentation") are the sole and exclusive property of BDO Unibank, Inc. ("BDO") and shall only be used for the purpose intended herein. None of the information contained in this Presentation constitutes a solicitation, offer, opinion, or recommendation by BDO to buy or to sell any securities or financial instrument or to provide any investment service or investment advice. The information contained in this Presentation is based on carefully selected sources believed to be reliable but no representation or warranty as to its accuracy or completeness is made. All statements in this Presentation, other than statements of historical facts, that address activities, events, or developments that BDO expects or anticipates will or may occur in the future (including but not limited to projections, targets, estimates and business plans) are forward-looking statements. BDO's actual results or developments may differ materially from those expressed or implied in these forward-looking statements as a result of various factors and uncertainties, including but not limited to price fluctuations, actual demand, exchange rate fluctuations, market shares, competition, changes in legal, financial and regulatory frameworks, international economic and financial market conditions, political risks, cost estimates, and other risks and factors beyond our control. Your use of the Presentation shall be at your sole risk and you shall form your own conclusions as to the reliability of any information presented and as to any conclusions to be drawn therefrom. BDO shall not be directly or indirectly liable, in any way, for any inaccuracies, errors, or omissions in the Presentation, including but not limited to any quotes or financial data contained therein, nor for any damages resulting therefrom. Any opinion/data/forward-looking statements herein reflected may be subject to change by BDO without notice.

BDO