

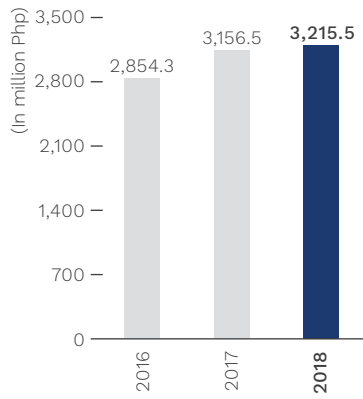
# Financial Highlights

in million pesos

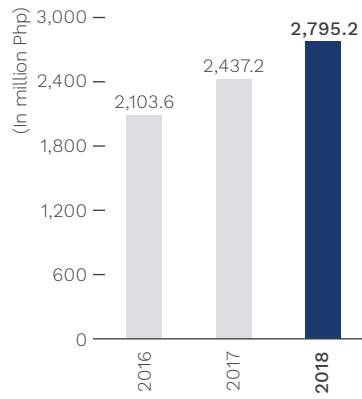
	2018	2017	2016
<b>FOR THE YEAR</b>			
Gross Income	3,215.5	3,156.5	2,854.3
Total Expenses	2,795.2	2,437.2	2,103.6
Total Tax	89.6	148.8	180.7
Net Profit	330.7	570.5	570.0
Basic Earnings Per Share	0.15	0.26	0.26

	2018	2017	2016
<b>AT YEAR END</b>			
Total Assets	41,540.2	42,841.6	38,900.4
Loans & Other Receivables-Net	34,352.6	34,324.7	31,381.3
Equity	5,343.0	5,442.3	5,349.5

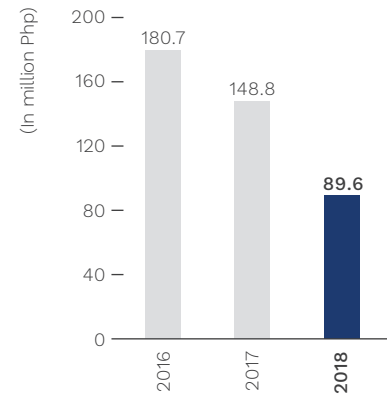
### GROSS INCOME



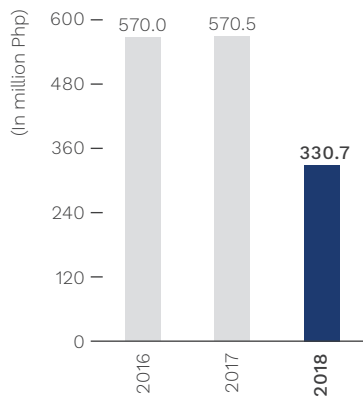
### TOTAL EXPENSES



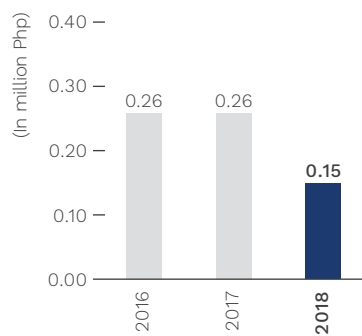
### TOTAL TAX



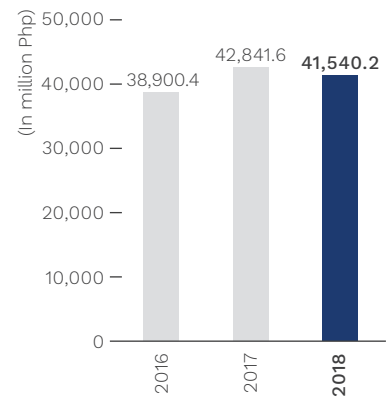
### NET INCOME



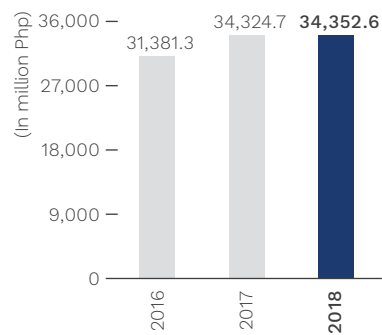
### BASIC EARNINGS PER SHARE



### TOTAL ASSETS



### LOANS & OTHER RECEIVABLES NET



### EQUITY

