

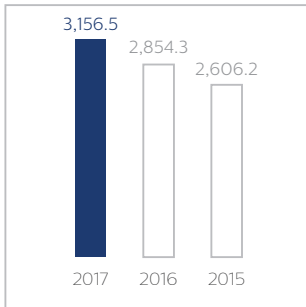
Financial Highlights

in million pesos

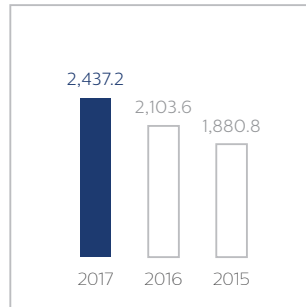
FOR THE YEAR	<u>2017</u>	<u>2016</u>	<u>2015</u>
Gross Income	3,156.5	2,854.3	2,606.2
Total Expenses	2,437.2	2,103.6	1,880.8
Total Tax	148.8	180.7	169.8
Net Profit	570.5	570.0	555.6
Basic Earnings Per Share	0.26	0.26	0.26

AT YEAR END	<u>2017</u>	<u>2016</u>	<u>2015</u>
Total Assets	42,841.6	38,900.4	34,517.6
Loans & Other Receivables-Net	34,324.7	31,381.3	27,463.3
Equity	5,442.3	5,349.5	5,222.7

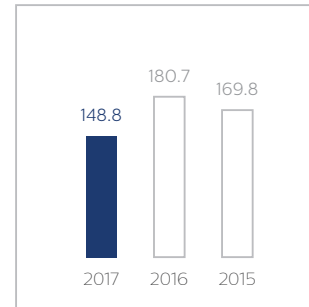
Gross Income



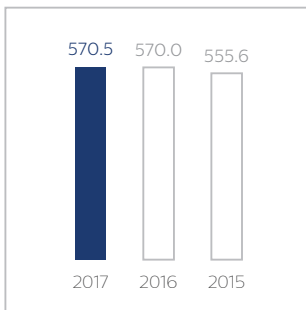
Total Expenses



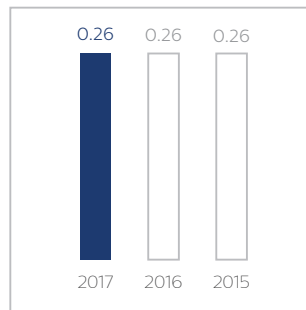
Total Tax



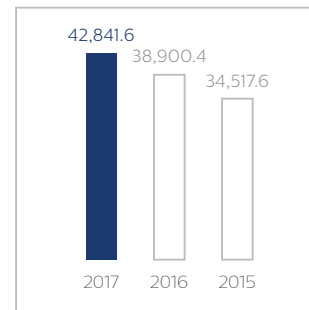
Net Income



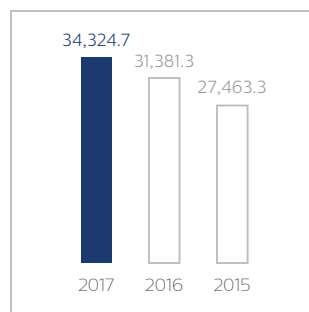
Basic Earnings Per Share



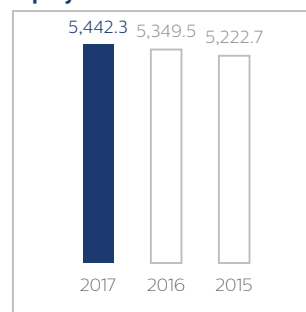
Total Assets



Loans & Other Receivables Net



Equity



(In Million Php)