


# FINANCIAL HIGHLIGHTS

IN MILLION PESOS


<i>FOR THE YEAR</i>	<i>2016</i>	<i>2015</i>	<i>2014</i>
Gross Income	2,854.3	2,606.2	2,273.6
Total Expenses	2,103.6	1,880.8	1,559.5
Total Tax	180.7	169.8	210.1
Net Profit	570.0	555.6	504.0
Basic Earnings Per Share	0.26	0.26	0.23

<i>AT YEAR END</i>	<i>2016</i>	<i>2015</i>	<i>2014</i>
Total Assets	38,900.4	34,517.6	29,249.9
Loans & Other Receivables-Net	31,381.3	27,463.3	23,646.6
Equity	5,349.5	5,222.7	4,985.8


### GROSS INCOME




### TOTAL EXPENSES




### TOTAL TAX




### NET PROFIT



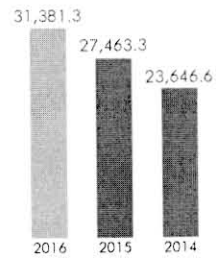
### BASIC EARNINGS PER SHARE




### TOTAL ASSETS



### LOANS & OTHER RECEIVABLES NET



### EQUITY



(In Million Php)