

Investor Presentation

BDO 1Q24 Results


July 2024

Presentation Outline

- ▶ I. Overview
- II. Financial Highlights
- III. Ownership, Board and Management
- IV. Sustainability
- V. Awards and Citations

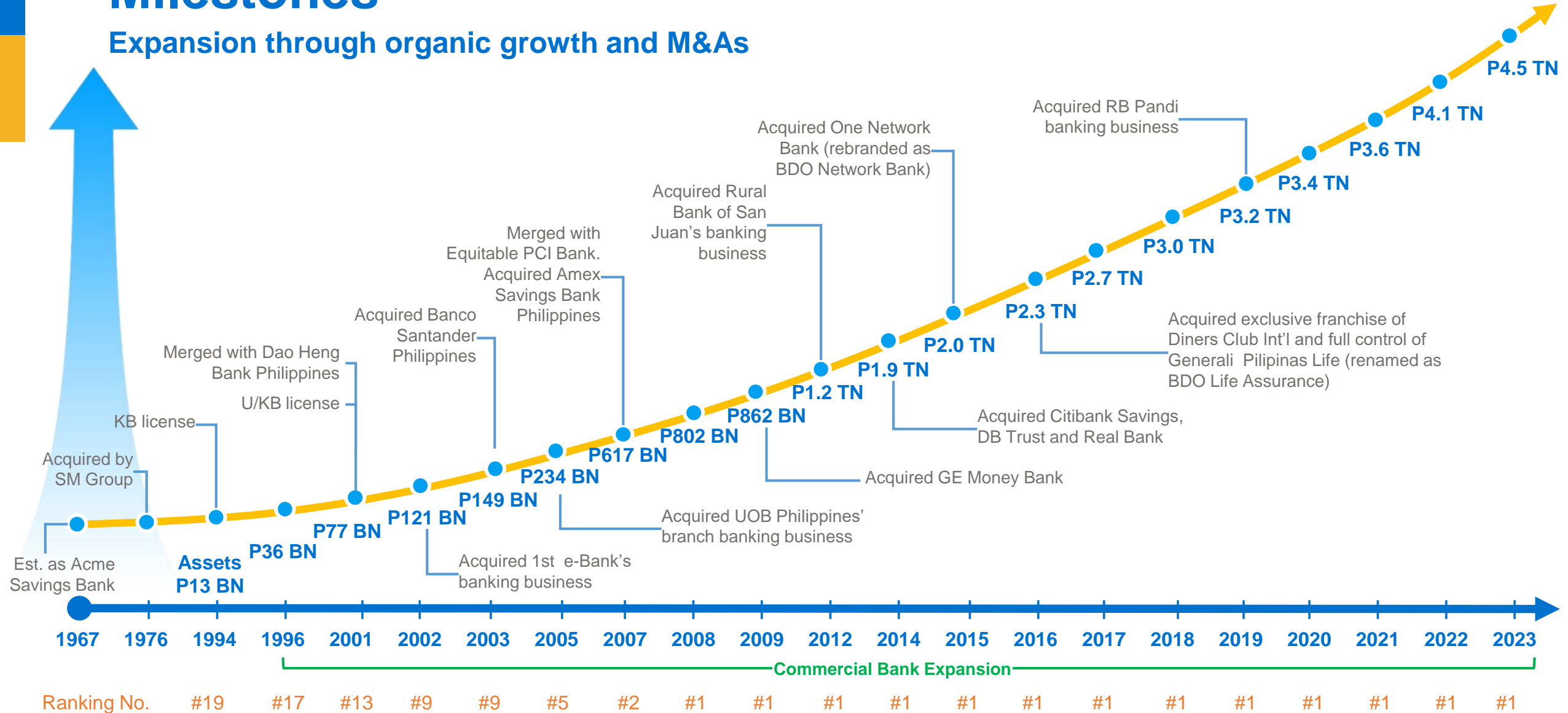
About BDO

- BDO is a full-service universal bank which provides a wide range of corporate and retail banking services.
- Our services include traditional loan and deposit products, as well as treasury, trust banking, investment banking, private banking, rural banking and microfinance, cash management, leasing and finance, remittance, life insurance, property and casualty insurance brokerage, cash cards, credit cards, and online and traditional stock brokerage services complemented by digital banking solutions to make banking easier, faster, and more secure for our clients.
- We have one of the largest distribution networks, with more than 1,700 operating branches and over 5,500 teller machines nationwide.
- We also have branches in Hong Kong and Singapore as well as 14 other international offices in Asia, Europe, North America and the Middle East.
- Our groundbreaking services in the Philippines include weekend banking and extended banking hours which have been highly acclaimed by the general public.
- BDO ranked as the largest bank in terms of total assets, loans, deposits, and trust funds under management based on published statements of condition as of 31 March 2024.



Milestones

Expansion through organic growth and M&As

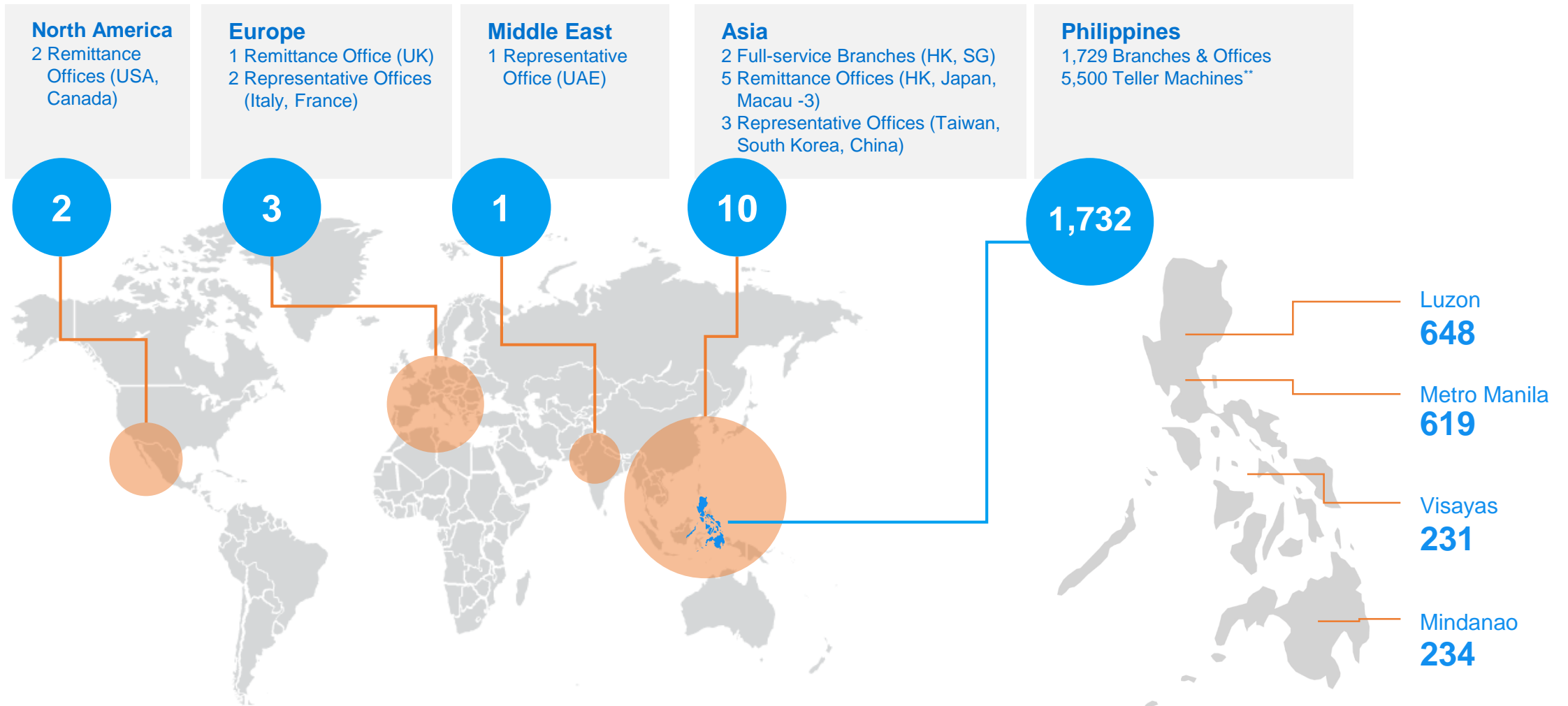


Full Service Bank

Complete range of financial products and services

Corporate & Institutional Banking	Leasing & Finance	Consumer Banking	Rural Banking & Microfinance	Branch Banking	Treasury Services
<ul style="list-style-type: none"> ➤ Corporate and middle market lending ➤ Trade finance ➤ Specialized lending ➤ Financial institutions ➤ Cross-border financing 	<ul style="list-style-type: none"> ➤ Direct lease, sale and leaseback arrangements ➤ Installment paper purchases ➤ Receivable discounting and factoring 	<ul style="list-style-type: none"> ➤ Auto loans ➤ Mortgage loans ➤ Credit cards ➤ Personal loans ➤ Merchant payment processing 	<ul style="list-style-type: none"> ➤ Salary loans ➤ MSME loans ➤ Deposit products ➤ Cash management ➤ Remittances 	<ul style="list-style-type: none"> ➤ Deposit & related products ➤ Over-the-counter transactions ➤ Cross-selling distribution platform 	<ul style="list-style-type: none"> ➤ Fixed income dealership ➤ Foreign exchange transactions ➤ Portfolio management ➤ Liquidity management
Trust Banking	Private Banking	Investment Banking	Stock Brokerage	Insurance	Transaction Banking
<ul style="list-style-type: none"> ➤ Investment management ➤ Unit investment trust funds ➤ Living trusts ➤ Retirement funds ➤ Special trusts / custodianship 	<ul style="list-style-type: none"> ➤ Wealth advisory ➤ Customized portfolio management 	<ul style="list-style-type: none"> ➤ Underwriting & distribution of fixed income & equity securities ➤ Financial advisory ➤ Project finance ➤ Loan syndication 	<ul style="list-style-type: none"> ➤ Equities trading ➤ Online stock trading 	<ul style="list-style-type: none"> ➤ Non-life insurance brokerage (property & casualty) ➤ Life insurance (individual & group life insurance) 	<ul style="list-style-type: none"> ➤ Cash management ➤ Electronic banking ➤ ATMs ➤ Prepaid cards ➤ Merchant acquiring ➤ Remittances

Wide and Extensive Coverage in Key Areas



**Cash accept machines, universal teller machines, and self-service teller machines

As of 31 May 2024

Business Franchise

Market-leading positions in almost all business lines



#1

Customer
Loans



#1

Deposits



#1

Assets Under
Management



#1

Remittances



#1

Credit Cards¹



Major Player in
Cash
Management³



#1

Investment
Banking⁴



#1

Private
Banking



#1

Life
Insurance⁵



#1

Insurance
Brokerage⁶



Leading Trade
Services
Provider²

Notes:

1 In terms of cardholder base, merchant acquiring gross billings, and credit card receivables

2 According to Asian Banking and Finance, Global Finance

3 According to Alpha South East Asia, Asian Banking and Finance, The Asset

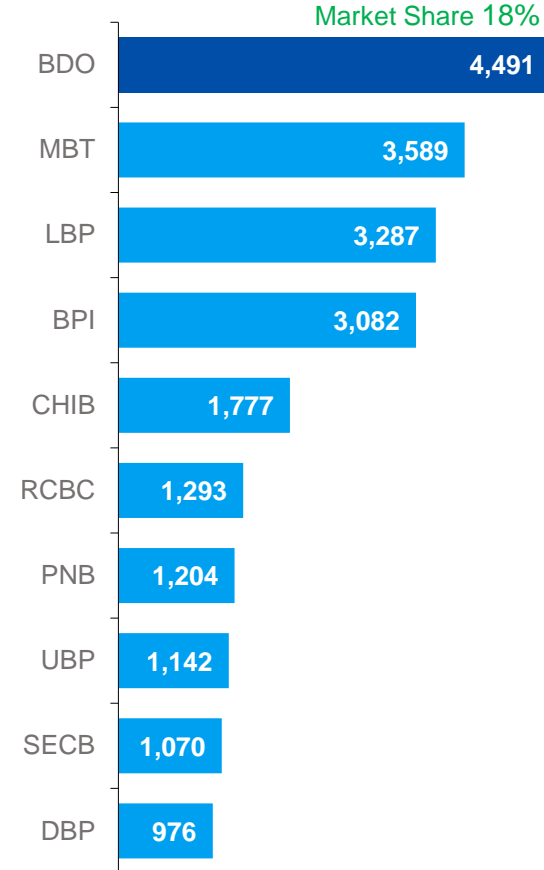
4 In terms of debt and equity capital markets corporate issuances, excluding banks' stock rights offers

5 Among local life insurance companies in terms of traditional premium income

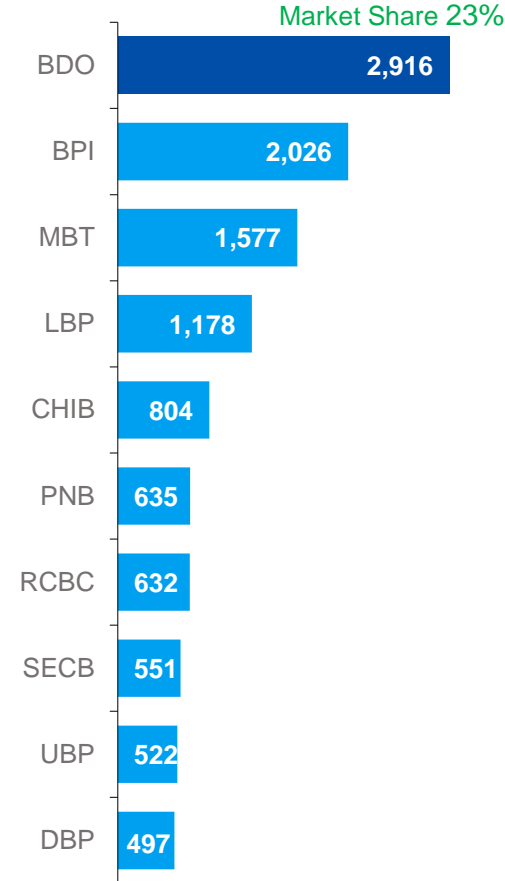
6 Among insurance brokers in terms of premiums produced and commissions earned

No. 1 among Philippine Banks

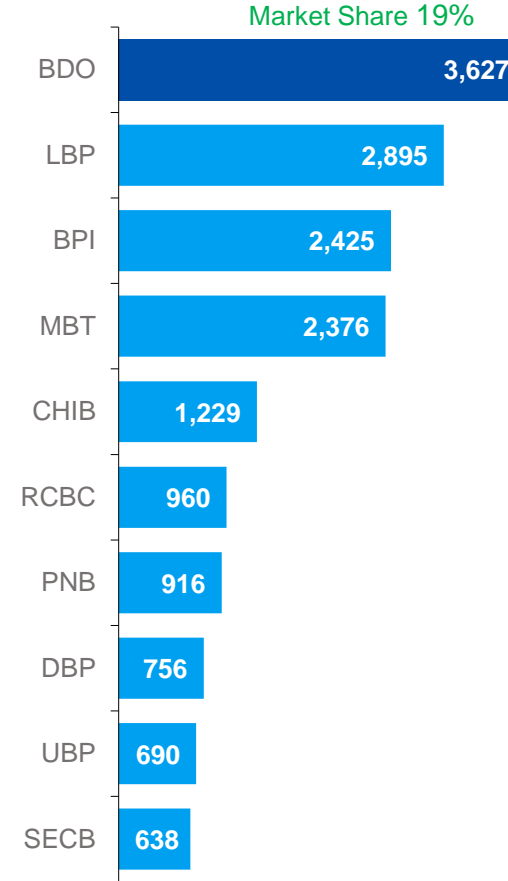
Total Assets
(PHP bn)



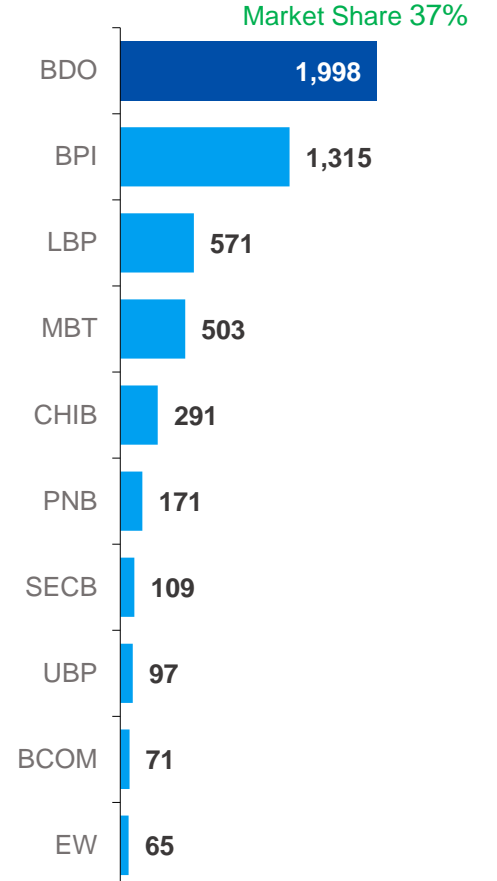
Gross Customer Loans
(PHP bn)



Customer Deposits
(PHP bn)



Assets Under Management
(PHP bn)



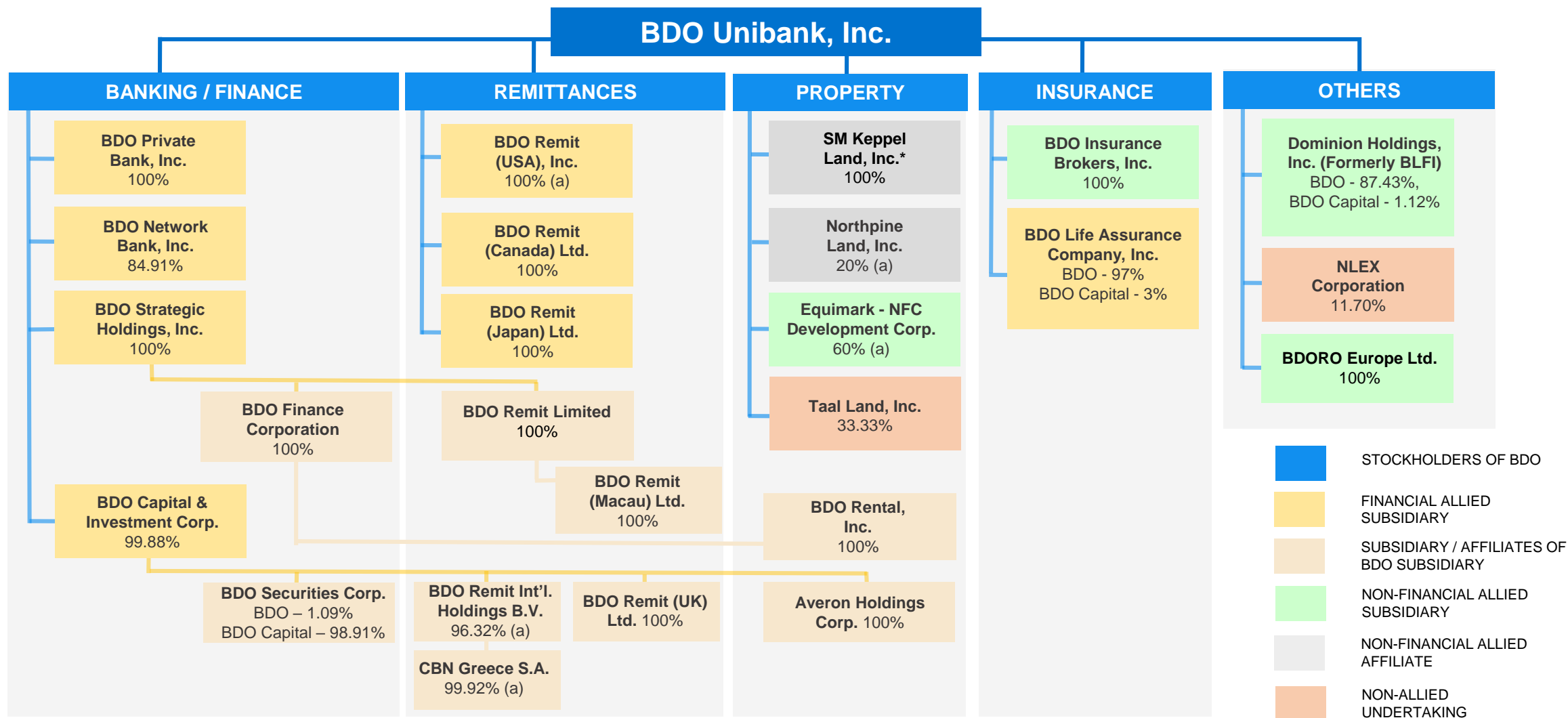
Notes:

Ranking and market share based on compilation of consolidated published statements of condition (SOC) of U/KBs as of 31 Mar 2024.

*Financials prepared by banks under BSP's SOC requirements differ slightly from reported financials under SEC guidelines due to certain differences in accounting rules followed by the two authorities.

Organizational Structure

With equity investments in allied and non-allied enterprises



* BDO acquired full ownership of SM Keppel Land, Inc. on 22 December 2023;
On 27 January 2024, BDO's Board of Directors approved the merger between BDO and SM Keppel Land, Inc. The merger was approved by shareholders during the 2024 Annual Stockholders Meeting held on April 19, 2024 and is pending regulatory approvals.

(a) For dissolution

As of 31 March 2024

Credit Ratings

	Moody's	Fitch
	27-Mar-2024	3-Apr-2024
Outlook	Stable	Stable
Bank Deposits/IDR (Foreign/Local)		
Long Term	Baa2	BBB-
Long Term xgs		BB+(xgs)
Short Term	P-2	F3
Short Term xgs		B(xgs)
Senior Unsecured debt (Foreign)	Baa2	
Other Short Term	(P)P-2	
BCA/Viability Rating		
Baseline Credit Assessment (BCA)	baa2	
Adjusted BCA Rating	baa2	
Viability Rating		bb+
Counterparty Risk Rating (CRR)* (Foreign/Local)		
Long Term	Baa1	
Short Term	P-2	
Counterparty Risk (CR) Assessment (Local)		
Long Term	Baa1(cr)	
Short Term	P-2 (cr)	
Government Support Rating		bbb-
<i>"xgs" refers to Ex-Government Support Ratings</i> <i>Source: Moody's, Fitch</i>		

Trading Fact Sheet

Stock Details	
Type	Common Shares
Stock Ticker	BDO
ISIN	PHY077751022
Exchange	Philippine Stock Exchange
Par Value	P10.00
Outstanding No. of Shares*	5,268,710,945 <small>as of 31 March 2024</small>
Foreign Ownership	Up to 40%

American Depositary Receipts (ADR) Program Details	
Type	Sponsored Level 1 ADR
ADR Ticker	BDOUY
ISIN	US05537Y3045
Ratio	1 ADR = 10 Ordinary Shares
Depository Bank	Deutsche Bank Trust Company Americas
Contact Details	
ADR Broker Helpline	
Tel (New York)	+ 1 212 250 9100
Tel (London)	+ 44 207 547 6500
Email	adr@db.com
ADR website	www.adr.db.com
Depository Bank's Local Custodian	Deutsche Bank AG, Manila

*Number of shares outstanding subsequently increased to 5,270,444,919 as of 25 June 2024 due to the purchase of additional common shares by the Bank's eligible senior officers pursuant to the Banks employee stock option/grant program.

Presentation Outline

I. Overview



II. Financial Highlights

III. Ownership, Board and Management

IV. Sustainability

V. Awards and Citations

1Q24 P&L

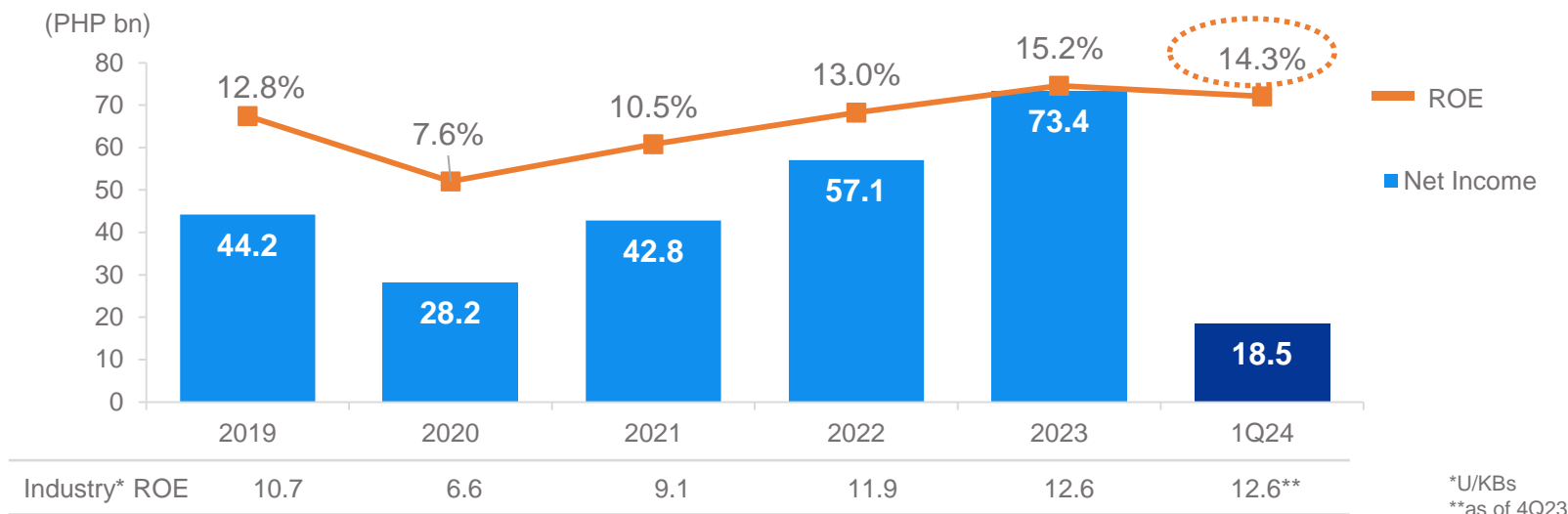
BDO Conso			
(PHP bn)	1Q24	1Q23	YoY%
Interest Income	66.8	53.9	24%
Interest Expense	17.9	10.5	69%
Net Interest Income	49.0	43.4	13%
Non-interest Income	20.9	18.9	11%
Fee Income	11.8	11.3	5%
Insurance Premiums	5.1	5.0	3%
Trading & FX	2.0	1.5	33%
Others	2.0	1.2	62%
Gross Operating Income	69.9	62.3	12%
Operating Expense	43.0	37.4	15%
Pre-Provision Operating Profit	26.9	24.9	8%
Provisions	3.4	3.2	5%
Net Income Before Tax	23.5	21.7	8%
Taxes	5.0	5.2	-4%
Net Income	18.5	16.5	12%
Return on Common Equity	14.3%	14.5%	

Balance Sheet

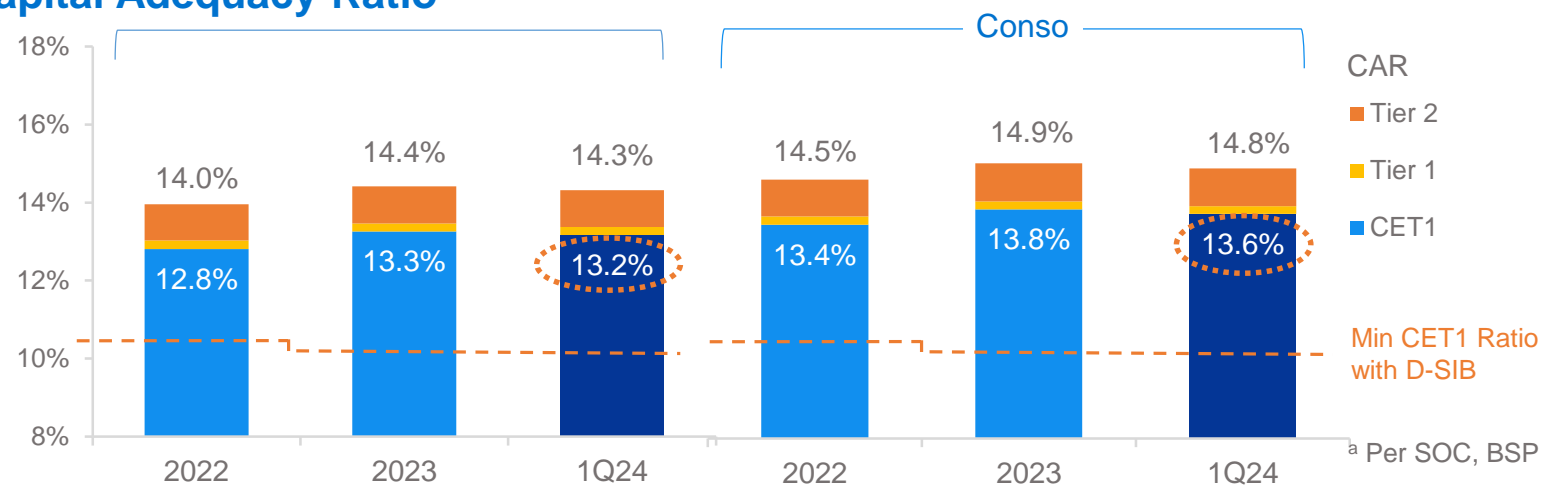
BDO Conso			
(PHP bn)	1Q24	1Q23	YoY%
Resources			
Liquid Assets	623.6	643.9	-3%
Investment Securities	943.0	798.4	18%
Gross Customer Loans	2,922.6	2,579.1	13%
Investment Properties	46.6	21.1	121%
Other Assets	37.6	44.3	-15%
Total Resources	4,573.4	4,086.8	12%
Liabilities			
Deposits	3,631.7	3,222.0	13%
CASA	2,558.2	2,458.1	4%
Bills Payable/Sub-Debt	199.2	180.7	10%
Insurance Contract Liabilities	80.6	68.8	17%
Other Liabilities	130.2	139.4	-7%
Total Liabilities	4,041.7	3,610.9	12%
Total Capital	531.7	475.9	12%
Shareholders' Equity	529.0	473.7	12%
Total Liabilities & Capital	4,573.4	4,086.8	12%

Capital & Profitability

Net Income & ROE



Capital Adequacy Ratio^a



Income Statement

(PHP bn)	2019*	2020	2021	2022	2023	1Q24
Interest Income	160.6	157.0	144.9	169.1	240.2	66.8
Interest Expense	40.7	23.3	13.5	19.8	53.8	17.9
Net Interest Income	119.9	133.7	131.3	149.2	186.4	49.0
Non-interest Income	60.1	55.2	61.4	71.5	84.0	20.9
Fee Income	35.3	28.6	34.8	43.1	47.9	11.8
Insurance Premiums	14.8	15.0	18.1	18.9	18.1	5.1
Trading & FX	5.2	7.3	3.8	5.5	6.4	2.0
Others	4.9	4.3	4.5	4.0	11.6	2.0
Gross Operating Income	180.0	188.9	192.7	220.8	270.4	69.9
Operating Expenses	114.6	112.6	119.9	131.2	156.8	43.0
Pre-Provision Operating Profit	65.4	76.3	72.8	89.6	113.6	26.9
Provisions	6.2	30.2	17.1	16.4	16.4	3.4
Taxes	15.0	17.8	12.9	16.0	23.6	5.0
Net Income	44.2	28.2	42.8	57.1	73.4	18.5

Note: * Restated 2018 and 2019 to align with 2020 AFS presentation of netting out BDO Life VUL-related policy reserves in trading line.

Balance Sheet

(PHP bn)	2019	2020	2021	2022	2023	1Q24
Resources						
Liquid Assets	450.7	532.2	551.9	669.5	609.8	623.6
Investment Securities	435.9	508.8	616.3	722.8	931.9	943.0
Gross Customer Loans	2,208.1	2,263.7	2,400.2	2,613.8	2,851.4	2,922.6
Investment Properties	16.9	15.9	18.8	21.2	46.8	46.6
Other Assets	77.3	54.4	36.6	47.9	37.8	37.6
Total Resources	3,188.9	3,374.9	3,623.7	4,074.7	4,477.7	4,573.4
Liabilities						
Deposits	2,485.2	2,610.2	2,820.9	3,220.9	3,567.6	3,631.7
Bills Payable/Sub-debt	177.6	209.7	204.4	198.9	189.6	199.2
Insurance Contract Liab.	42.5	58.4	65.3	64.4	77.2	80.6
Other Liabilities	113.0	103.6	108.5	129.1	124.8	130.2
Total Liabilities	2,818.3	2,981.9	3,199.2	3,613.3	3,959.1	4,041.7
Total Capital	370.6	393.0	424.5	461.5	518.6	531.7
Total Liabilities & Capital	3,188.9	3,374.9	3,623.7	4,074.7	4,477.7	4,573.4

Financial Performance Indicators

	2019	2020	2021	2022	2023	1Q24
Profitability						
Return on Ave. Common Equity	12.8%	7.6%	10.5%	13.0%	15.2%	14.3%
Return on Average Assets	1.4%	0.9%	1.2%	1.5%	1.7%	1.7%
Margins and Liquidity						
Net Interest Margin (NIM)	4.2%	4.4%	4.0%	4.1%	4.6%	4.6%
Loan to Deposit Ratio	88.8%	86.7%	85.1%	81.2%	79.9%	80.5%
Liquid Assets to Total Assets	27.8%	30.8%	32.2%	34.2%	34.4%	34.3%
Liquidity Coverage Ratio (LCR)	108.4%	127.1%	145.4%	140.7%	123.2%	125.2%
Cost Efficiency						
Cost to Income Ratio	63.7%	59.6%	62.2%	59.4%	58.0%	61.5%
Cost to Assets Ratio	3.7%	3.4%	3.4%	3.4%	3.7%	3.8%
Asset Quality						
NPL Ratio	1.13% ^a	2.65% ^a	2.80% ^a	1.95% ^a	1.85% ^a	1.88% ^a
NPL Cover	168.5% ^b	109.5% ^b	111.2% ^b	166.7% ^b	184.8% ^b	181.2% ^b
Capital and Leverage^c						
	<i>Basel III</i>					
CET1	12.6%	13.2%	13.5%	13.4%	13.8%	13.6%
Tier 1 Ratio	12.8%	13.4%	13.7%	13.6%	14.0%	13.8%
Capital Adequacy Ratio (CAR)	14.2%	14.3%	14.6%	14.5%	14.9%	14.8%
Basel III Leverage Ratio (BLR)	10.0%	10.2%	10.3%	9.8%	9.9%	9.8%

^a Per BSP Circ. 941

^b Per BSP Circ. 1011

^c Per SOC, BSP

Presentation Outline

- I. Overview
- II. Financial Highlights
- ▶ III. Ownership, Board and Management
- IV. Sustainability
- V. Awards and Citations

Shareholder Structure

Majority owned by the SM Group

As of 31 March 2024

Name	Nationality	Shareholdings	Percentage of Ownership
SM Investments Corp.	Filipino	2,144,616,778	40.70%
PCD Nominee	Foreign	1,524,561,953	28.94%
PCD Nominee	Filipino	721,000,785	13.68%
Multi-Realty Development Corporation	Filipino	349,815,643	6.64%
Sybase Equity Investments Corporation	Filipino	282,639,139	5.36%
Sub-Total, Top 5 Shareholders		5,022,634,298	95.33%
Total Outstanding Shares		5,268,710,945	100.00%

Source: BDO Top 100 Shareholders

*Number of shares outstanding subsequently increased to 5,270,444,919 as of 25 June 2024 due to the purchase of additional common shares by the Bank's eligible senior officers pursuant to the Bank's employee stock option/grant program.

The SM Group

Harnessing synergies with the country's largest conglomerate



Board of Directors

- One of the strongest Board of Directors in the industry with extensive banking and finance, legal and business backgrounds
- Independent directors comprise 6 out of the 11-member Board

Experienced Bankers

Seven directors have an average of 38 years of banking experience, including a former Partner and Head of Asia Financials Research at Goldman Sachs and former CIO in PPP Advisory Services at IFC.

Successful Entrepreneur

Two directors are successful businesspersons. One with diverse expertise in banking and finance, retail merchandising, mall and real estate development. And the other, a visionary of a company dedicated to providing effectual IT solutions to businesses and institutions.

Legal Expertise and Distinguished Public Service

Two directors with vast experience in public and private law practice and government service. One director is a former Supreme Court Associate Justice, and the other is a former Senate President, Chairperson of multiple Senate Committees and Secretary of Executive Departments.

Board of Directors

With broad business and professional experience



TERESITA T. SY
CHAIRPERSON

- First appointed to the Board in 1977
- Serves as Director in multiple subsidiaries of BDO
- Vice Chairperson of SMIC and Director of other SM Group companies



WALTER C. WASSMER
NON-EXECUTIVE DIRECTOR

- First appointed to the Board in 2022
- Former head of BDO Institutional Banking Group
- Former Director of Dominion Holdings, BDO Finance Corporation, and BDO Capital & Investment Corporation
- Former Chairman and OIC of BDO Elite Savings Bank, Inc.



VIPUL BHAGAT
INDEPENDENT DIRECTOR

- First appointed to the Board in 2022
- Independent board advisor of BDO Unibank & Independent advisor to BDO Risk Mgt. & Corp. Gov. Committees
- Former CIO in PPP Advisory Services Department at IFC in Washington, DC.



NESTOR V. TAN
PRESIDENT AND CEO

- First appointed to the Board in 1998
- Former COO of the Financial Institution Services Group of BZW, the investment banking arm of the Barclays Group
- Holds Directorships at numerous BDO subsidiaries
- MBA Wharton School



DIOSCORO I. RAMOS
LEAD INDEPENDENT DIRECTOR

- First appointed to the Board in 2016 and appointed lead independent director in 2021
- CIO of RY&S Investments Ltd., Hong Kong since 2011
- Former Partner and Head of Asia Financials Research from 1994 to 2011 at Goldman Sachs



FRANKLIN M. DRILON
INDEPENDENT DIRECTOR

- Appointed to the Board in October 2023
- Served as Senate President, Secretary of the Department of Justice and the Department of Labor and Employment
- Former Chairperson of the Senate Committee on Finance and Committee on Banks, Financial Institutions, and Currencies



JONES M. CASTRO, JR.
NON-EXECUTIVE DIRECTOR

- First appointed to the Board in 2012
- Served as Head for South Asia and SEA at Wells Fargo Bank
- MBA Stanford University



GEORGE T. BARCELON
INDEPENDENT DIRECTOR

- First appointed to the Board in 2019
- Currently Chairman of the Philippine Chamber of Commerce and Industry
- The visionary behind Integrated Computer Systems Inc., a Top 1000 company



VICENTE S. PEREZ, JR.
INDEPENDENT DIRECTOR

- First appointed to the Board in 2019
- Served as Secretary of the Department of Energy 2001-2005
- Chairman of Altenergy and Solar Pacific
- MBA Wharton School



JOSEFINA N. TAN
NON-EXECUTIVE DIRECTOR

- First appointed to the Board in 2007
- Former President of BDO Private Bank
- Former Director of EPCIB from 2005 to 2007
- Former Director of Banco de Oro from 2001 to 2005



ESTELA P. BERNABE
INDEPENDENT DIRECTOR

- First appointed to the Board in 2022
- Former Senior Associate Justice of the Supreme Court of the Philippines
- With more than 40 years' experience in public and private legal practice

Senior Management Team

With extensive professional banking expertise



NESTOR V. TAN

President and CEO

- With BDO since 1997
- Over 40 years of banking experience

INTERMEDIATION



CHARLES M. RODRIGUEZ

Head of Institutional Banking

- With BDO since September 2023
- Over 38 years of banking experience



DALMACIO D. MARTIN

Head of Treasury

- With BDO since 2009
- Over 34 years of banking experience



ROLANDO C. TANCHANCO

Head of Consumer Banking

- With BDO since 2004
- Over 29 years of banking experience



JESUS ANTONIO S. ITCHON

President of BDO Network Bank, Inc.

- With BDO since Sep. 15, 2017
- Over 35 years of banking experience



MA. CORAZON A. MALLILLIN

Head of Branch Banking

- With BDO since 2005
- Over 41 years of banking experience


SERVICES



EDUARDO V. FRANCISCO

Head of Investment Banking

- With BDO since 1999
- Over 34 years of banking experience



MARIA THERESA L. TAN

General Manager of BDO Insurance, Inc.


- With BDO since 2009
- Over 25 years of banking and insurance experience



GENEVA T. GLORIA

Head of Transaction Banking – Remittance

- With BDO for over 20 years
- Over 30 years of banking experience



RENATO A. VERGEL DE DIOS

**President & CEO of
BDO Life Assurance Co. Inc.**

- With BDO since 2016
- Over 45 years of experience in insurance



MANUEL PATRICIO C. MALABANAN

Head of Trust and Investments

- With BDO since 2015
- Over 40 years of banking experience



ALBERT S. YEO

President of BDO Private Bank, Inc.

- With BDO since 2017
- Over 36 years of banking experience



CARLO B. NAZARENO

**Head of Transaction Banking – Cash
Management Services**

- Over 25 years of banking experience

As of 1 February 2024

Senior Management Team, continued

With extensive professional banking expertise



NESTOR V. TAN

President and CEO

- With BDO since 1997
- Over 40 years of banking experience

CORPORATE SUPPORT



LUCY CO DY

Head of Comptrollership

- With BDO since 1985
- Over 34 years of banking experience



JOSEPH ALBERT L. GOTUACO

Head of Central Operations Group

- With BDO since 2019
- Over 37 years of banking experience



EVELYN C. SALAGUBANG

Head of Human Resources

- With BDO since 2011
- Over 29 years of experience in HR



ALVIN C. GO

Head of Legal Services

- With BDO since 2013
- In the practice of law for 34 years



LAZARO JEROME C. GUEVARRA

Chief of Staff, Office of the President

- With BDO since 2001
- Over 32 years of banking experience



FEDERICO P. TANCONGCO

Head of Compliance

- With BDO since 2005
- Over 28 years of banking experience



FREDERIC MARK S. GOMEZ

Head of Information Technology

- With BDO since 2017
- Over 33 years of financial services experience



ESTRELLITA V. ONG

Head of Internal Audit

- With BDO since 2012
- Over 27 years of experience in audit



EVELYN L. VILLANUEVA

Head of Risk Management

- With BDO since 2002
- Over 40 years of banking experience




LUIS S. REYES JR.

Head of Investor Relations and Corporate Planning

- With BDO since 2003
- Over 43 years of banking experience

As of 1 February 2024

Presentation Outline

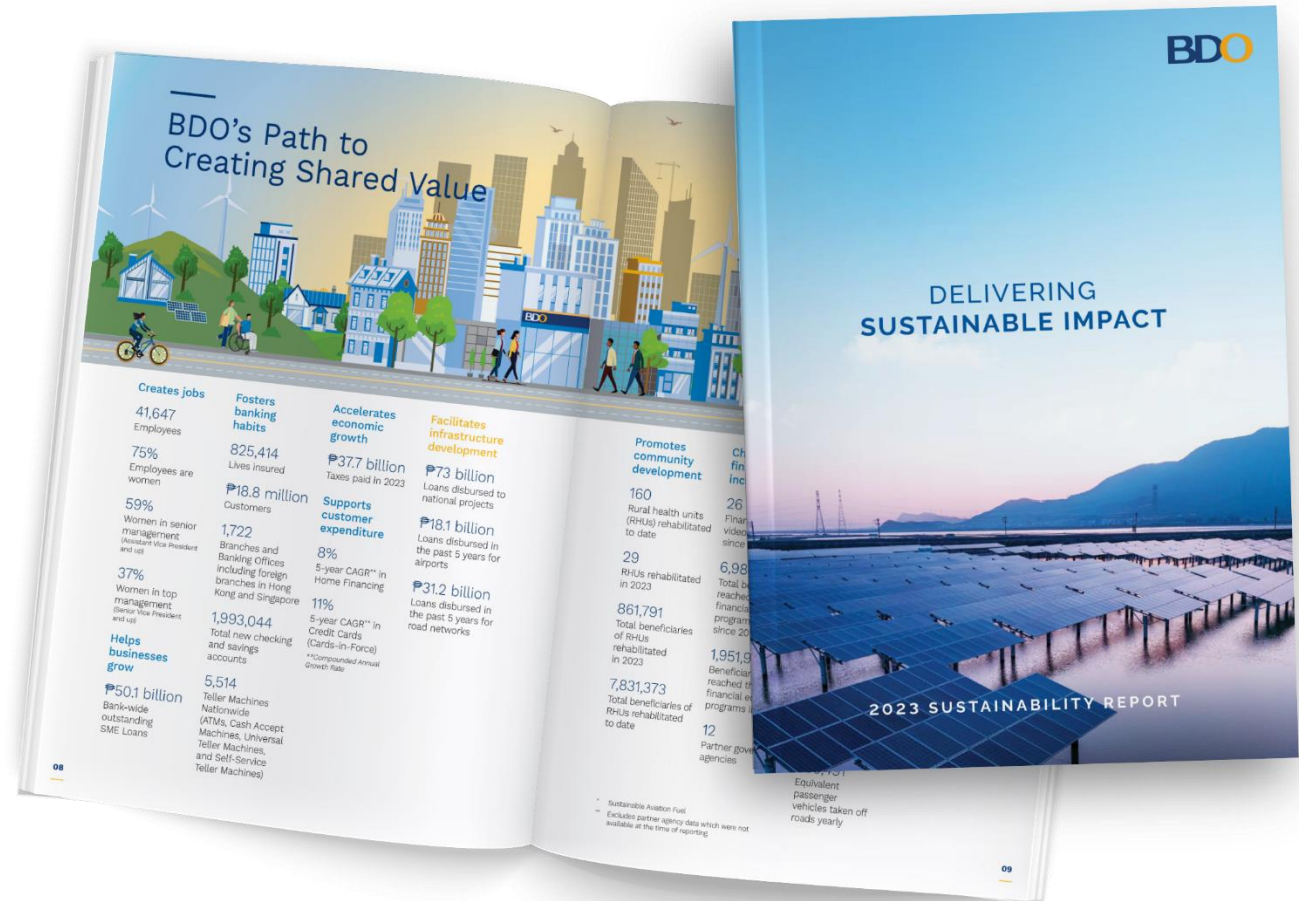
- I. Overview
- II. Financial Highlights
- III. Ownership, Board and Management
-  IV. Sustainability
- V. Awards and Citations

2023 Sustainability Report

BDO Sustainability Philosophy

We seek to achieve strategic resilience by incorporating sustainability principles in the way we do business and in everything we do – from making business decisions to assessing relationships to creating products.

Sixth Sustainability Report
outlining the Bank's ESG performance



Access the [BDO 2023 Sustainability Report](https://www.bdo.com.ph)
at www.bdo.com.ph.

Translating Goals Into Actions

United Nations Sustainable Development Goals

Product Sustainability



Teachers Loan

- Loan from PHP10k to PHP1M
- No co-maker required
- Free credit life insurance

Negosyante Loan

- Zero Collateral
- Affordable loans from PHP30k to PHP1M

Kabayan Loan

- Multi-purpose loan
- Affordable loans from PHP30k to PHP300k



Kabalikat Plan

Personal accident insurance for only PHP500



9,764 Partner Agents

105 mn

Cash Withdrawal Transactions to date

92%

Philippine Municipalities Covered

5,769 Domestic and International Financial Literacy Lessons Conducted

BDO ESG Equity Fund The first ESG-themed Unit Investment Trust Fund

First Gender Bond Issuance in the Country

Translating Goals Into Actions

United Nations Sustainable Development Goals

Human Capital



44%
Employees covered by Collective Bargaining Agreement

59%
Female Senior Officers

Employee Functions



Disaster Response



Rural Health Units (RHUs)

160 Rehabilitated RHUs to date
29 Rehabilitated RHUs in 2023
7,831,373 Population covered to date
861,791 Population covered in 2023

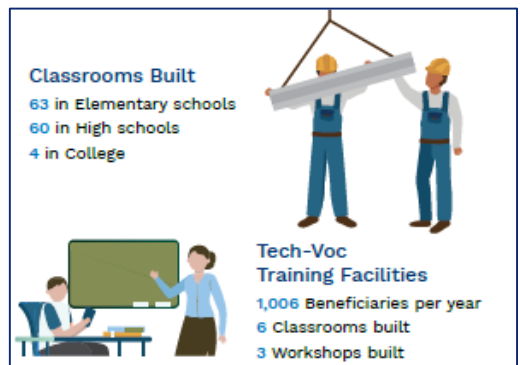


School Buildings Built

19 Elementary schools
15 High schools
1 College

Beneficiaries per Year

15,800 Elementary students
16,788 High school students
1,589 College students




Governance-Based



BDO's commitment to sustainability is fostered at the Board Level



DIRECTOR INDEPENDENCE



DIRECTOR DIVERSITY



- **Asia's Top Sustainability Advocates** (*Asia Corporate Excellence & Sustainability Awards (ACES) 2023*)
- **PH's Top 20 publicly-listed companies scoring highest in corporate governance** (*ASEAN Corporate Governance Scorecard*)
- **Platinum Awardee for the 13th consecutive year** (*The Asset's ESG Corporate Awards 2022*)

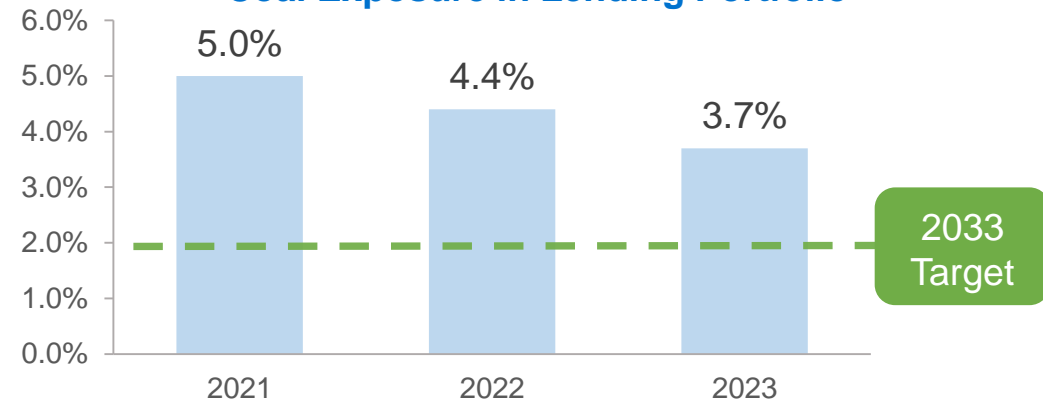
Translating Goals Into Actions

United Nations Sustainable Development Goals

Sustainability Contribution to National Economic Goals



Coal Exposure in Lending Portfolio



Sustainable Energy Finance Projects



Biodiesel
60 ML/Y
₱137 million



Bioethanol
44.1 ML/Y
₱920.9 million



Biomass
164 MW
₱24.9 billion



Geothermal
1,179 MW
₱17 billion



Hydro
433.1 MW
₱28.2 billion



Solar
504.9 MW
₱15.7 billion




Wind
96 MW
₱4.1 billion

**Installed capacity and disbursed loan amount*

Translating Goals Into Actions

The SEF program financed renewable energy, energy efficiency and green building projects



PHP898 bn

Total Sustainable Finance projects funded to date



Renewable Energy Projects funded to date



72,466,757

Equivalent tree seedlings grown over 10 years



2,377 MW

Total installed renewable energy capacity in megawatts



930,491

Equivalent passenger vehicles taken off roads yearly



4,382,572

Tonnes Carbon dioxide avoided per year

Energy Transition Finance Statement

FINANCING



Since 2019
No new coal-fired powerplant capacity



Sustainable Finance Program
More renewable energy projects

DIVESTMENT



By 2033
Reduce coal exposure* by 50%



Coal exposure* **does not exceed 2%** of loan portfolio
*Coal exposure refers to the term loans and does not include short-term working capital.



Risk Assessment and Due Diligence
Increased requirements for customers with coal and fossil fuel investments

CAVEATS



In the event of an energy crisis
BDO may reconsider extending capital for coal projects, to support the country's social goals

ENERGY TRANSITION SUPPORT



Expand Sustainable Finance
For renewable energy capacity and GHG avoidance



Provide access to capital
Support customer's transition to lower GHG emissions
Support communities affected by the energy transition

CLIMATE-RELATED DISCLOSURE AND TRANSPARENCY



TCFD

Report progress based on Task Force on Climate-related Financial Disclosures (recommendations)

OVERALL GOAL/RESULT



Increased renewable energy capacity
Decreased GHG emission



Sustainable Finance Leader since 2010

The first local bank to establish (in 2010) the risk-based Social and Environmental Management System (SEMS) policy in the country in partnership with the IFC

Green Bond (USD150 million) in 2018:
maiden issuance in the Philippines and East Asia Pacific

ASEAN Sustainability Bond (PHP52.7 billion) in 2022

Blue Bond (USD100 million) in 2022:
first commercial bank issuance in Southeast Asia

ASEAN Sustainability Bond (PHP63.3 billion) in 2024:
largest issuance for any Philippine company

BDO Unibank's Blue Bond Issuance

The Blue Bond-financed projects provide solutions to a systemic issue that ensure the availability of water and ocean pollution prevention for future generations.



US\$ 46.4
Water Management

US\$ 3.6
Wastewater Management

✓ First financial institution to follow IFC's Guidelines for Blue Finance

✓ First private sector issuance by a commercial bank in Southeast Asia

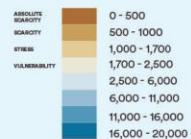


Water Stress

A situation when water supply is from 1,000 to 1,700 m³ per capita per year.

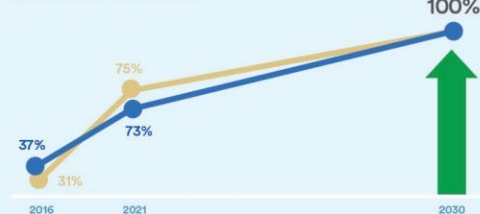
1,446m³

water availability per capita per year in the Philippines



Source: Philippine Water Supply and Sanitation Master Plan

Ocean Pollution



Legend:
Dissolved Oxygen (Yellow)
Biochemical Oxygen Demand (Blue)

Source: Philippine Statistics Authority, SDG Watch



Blue Bond Financing Results

19,240 tonnes

CO₂ emission avoided



60Mm³

Groundwater extraction avoided




4,517m³

Additional volume treated annually



↑14%

Households provided with clean water



329,939m³

Water losses avoided



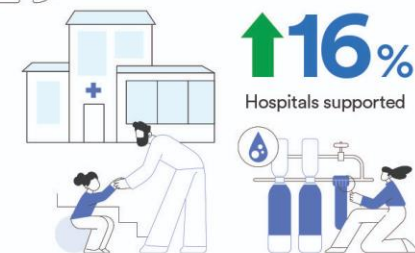
↑52%

Companies with treated water



↑16%

Hospitals supported



Sustainable Finance Framework

Objectives

- Achieve strategic resilience by incorporating sustainability in the way BDO conducts business
- Integrate environmental, social and governance (ESG) and sustainability principles in financial products and services
- Embed sustainability principles when making decisions, assessing relationships and creating products
- Align business operations with the SDGs
- Support the principles of the United Nations Global Compact
- Strengthen leadership in Responsible Finance locally, regionally, and globally

Access the [BDO Sustainable Finance Framework](https://www.bdo.com.ph) at www.bdo.com.ph.

Sustainable Finance Coverage

Green Finance

- Renewable energy
- Green buildings
- Clean transportation
- Resource efficiency and pollution prevention and control
- Environmentally sustainable management of living natural resources and land use
- Sustainable water and wastewater management
- Energy efficiency
- Climate change adaptation

Blue Finance

- Sustainable water and wastewater management
- Offshore renewable energy
- Ocean-friendly and water-friendly products
- Ocean-friendly chemicals
- Prevention, control, and reduction of waste from entering the coastal and marine environments
- Sustainable fisheries, aquaculture, and seafood value chain
- Ecosystem management, protection and natural resources restoration
- Resource efficiency and circular economy
- Sustainable shipping and port logistics sector projects

Social Finance

- Employment generation
- Food security
- Access to essential services
- Affordable basic infrastructure
- Affordable housing
- Social and economic empowerment

Orange/Gender Finance

- Gender responsive products and/or services
- Projects or enterprises with a substantially gender diverse and equitable workforce, and/or gender-inclusive value chains, that ensure gender-pay equity and equal workplace and employment-related rights to all regardless of gender identity
- Women-owned and/or Women-led enterprise
- Financing other ESG or SDG-aligned projects or initiatives that are intentionally designed to substantially and disproportionately have a positive net impact on women, girls or gender minorities

Certified by Sustainalytics

Green Bond Framework:

“BDO’s Sustainable Finance Framework is robust, transparent and in alignment with the four core components of the Green Bond Principles (2021), Social Bond Principles (2021), Green Loan Principles (2021) and the ASEAN Sustainability Bond Standards (2018).”

Blue Finance Framework:

The SPO also confirms alignment with the International Capital Market Association (ICMA) Green Bond Principles as well as the IFC’s recently released Blue Finance Guidelines.

* A leading independent Environmental, Social and Governance (ESG) research and ratings provider

Environmental & Social Risk Management System (ESRMS)

BDO has built on the SEMS Policy and developed it into a comprehensive ESRMS that will help identify, assess, and manage E&S risks associated with its lending, investments, and administrative operations

Fully incorporates the Bank's:

- ❖ key focus areas;
- ❖ key focus sectors with high probability of E&S risk;
- ❖ approach to lending, investments, and administrative operations, including its supply chain;
- ❖ enhanced due diligence, implementation, monitoring, and reporting

The ESRMS provides the Bank's risk appetite for key sectors, defining the nature and level of risk that BDO is willing to take in order to achieve its sustainability strategies

Environmental Responsibility and Social Equity

BDO will not finance any activity engaged in the following:



Any product or activity deemed illegal under host country laws



Gambling, casinos, and equivalent enterprises



Harmful or exploitative forms of forced labor/harmful child labor



Weapons and munitions



Online gaming and equivalent enterprises



Commercial logging operations for use in primary tropical moist forest



Alcoholic beverages (excluding beer and wine)



Radioactive materials. (This does not apply to the purchase of medical equipment).



Wood or other forestry products other than from sustainably managed forests



Tobacco



Unbonded asbestos fibers



Activities involving (i) involuntary resettlement; (ii) risk of adverse impacts on indigenous peoples, (iii) significant risks to or impacts on the environment, community health and safety, biodiversity, cultural heritage, or (iv) significant occupational health and safety risks




Any business related to pornography and/or prostitution



Drift net fishing in the marine environment using nets in excess of 2.5 km. in length

Presentation Outline

- I. Overview
- II. Financial Highlights
- III. Ownership, Board and Management
- IV. Sustainability
-  V. Awards and Citations

Awards & Recognition

Best Bank in the Philippines

Alpha Southeast Asia
(2010-2016, 2018, 2020-2024)

AsiaMoney
(2020)

The Asian Banker
(2022)

The Asset
(2011, 2013-2021)

The Banker
(2021)

Enterprise Asia
(2020-2021)

FinanceAsia
(2010-2021, 2023)

Forbes
(2021)

Global Finance
(2014-2017, 2019-2023)

International Banker
(2020)

Reader's Digest
(2021)



Awards & Recognition

Sustainability and ESG

ASEAN Corporate Governance Scorecard (ACGS)

Four Golden Arrows awardee (2022)

Asia Corporate Excellence & Sustainability Awards (ACES)

Top Sustainability Advocates in Asia awardee (2021-2023)
Industry Champions of the Year awardee (2019, 2022)

The Asset

Platinum Award (2010-2022)



Corporate Governance Asia

The Best of Asia awardee, Asian ESG Award (2005-2019, 2021)
Asian Excellence awardee (2011-2023)
Asia's Best CSR awardee (2020-2023)
Best Corporate Communications awardee (2014-2015, 2017-2023)
Best IR Company (Philippines) awardee (2011-2023)
Best Environmental Responsibility Awardee (2023)

FinanceAsia

Best Investor Relations, Philippines (2020 – Gold, 2022 - Silver)
Best Corporate Governance (2020 – 2nd)

BDO Unibank is a constituent of the FTSE4Good Index of FTSE Russell (2019-Present)



FTSE4Good

Awards & Recognition

Sustainability and ESG (con't)

International Association of Business Communicators (IABC) Philippines

Excellence Award for Communication Skills - BDO 2020 Sustainability Report (2022)

Asian Banking & Finance

BDO Unibank, Sustainable Finance Initiative of the Year – Philippines (2023)

BDO Foundation, Financial Inclusion Initiative of the Year – Philippines (2023)

BDO Foundation, COVID Management Initiative of the Year – Philippines (2020-2021)

Enterprise Asia

BDO Foundation (Category: Health Promotion)
Asia Responsible Enterprise Awards (2021)

Global Good Governance Awards (3G)

3G Best Corporate Governance Reporting (2023)

3G Social Empowerment Award (2023)

3G Championship Award in Transparency (2021)

3G Championship Award in Service Excellence (2021)

3G Excellence Award in Education & Literacy Programme (2021)

MORS Group

Top Sustainability Advocates in Asia awardee (2021-2023)



Legal Disclaimer

This presentation and the information contained herein as well as the materials distributed herewith ("Presentation") are the sole and exclusive property of BDO Unibank, Inc. ("BDO") and shall only be used for the purpose intended herein. None of the information contained in this Presentation constitutes a solicitation, offer, opinion, or recommendation by BDO to buy or to sell any securities or financial instrument or to provide any investment service or investment advice. The information contained in this Presentation is based on carefully selected sources believed to be reliable but no representation or warranty as to its accuracy or completeness is made. All statements in this Presentation, other than statements of historical facts, that address activities, events, or developments that BDO expects or anticipates will or may occur in the future (including but not limited to projections, targets, estimates and business plans) are forward-looking statements. BDO's actual results or developments may differ materially from those expressed or implied in these forward-looking statements as a result of various factors and uncertainties, including but not limited to price fluctuations, actual demand, exchange rate fluctuations, market shares, competition, changes in legal, financial and regulatory frameworks, international economic and financial market conditions, political risks, cost estimates, and other risks and factors beyond our control. Your use of the Presentation shall be at your sole risk and you shall form your own conclusions as to the reliability of any information presented and as to any conclusions to be drawn therefrom. BDO shall not be directly or indirectly liable, in any way, for any inaccuracies, errors, or omissions in the Presentation, including but not limited to any quotes or financial data contained therein, nor for any damages resulting therefrom. Any opinion/data/forward-looking statements herein reflected may be subject to change by BDO without notice.

Investor Relations & Corplan:

31/F BDO Towers Valero, 8741 Paseo de Roxas, Salcedo Village, Makati City 1226, Philippines

Phone: (632) 8 840 7000 (loc. 36069)

Fax: (632) 8 878 4151

Email: irandcorplan@bdo.com.ph

Website: www.bdo.com.ph

Facebook:

<https://m.facebook.com/BDOUnibank/>

YouTube:

<https://www.youtube.com/user/BDOPhilippines>

Other Relevant Links:

[BDO 2023 Annual Report](#)

[BDO 2023 Annual Report Financial Supplements](#)

[BDO 2023 Audited Financial Statements](#)

[BDO 2023 Sustainability Report](#)

[BDO First Quarter 2024](#)



Thank you.
www.bdo.com.ph